



May 4, 2018

To: Mayor Lowe, Vice -Mayor Humphreys, Council Members Craig, Howard, and Patterson

Cc: P.A. Sullivan, Town Manager- Interim

From: J. Holbrook, Lieutenant

Department News:

April was a month that provided a time of internal investment for our most important resource, our officers. This investment came in the form of various trainings and the implementation of the Guardian Tracking software.

Training for the month began by sending officers to Breath Alcohol school at the Virginia Department of Forensic Science. This school certified Officer Farris and Officer Brummitt to operate the Breathalyzer machine, thus making evidence gathering for DUI arrests more efficient. Officer Wilmoth completed a week long Driving Instructor school, and a couple weeks later put her new certification to work by instructing driving for the basic school students. Officer Dea and Officer Richardson both completed a ground fighting course instructed by the FBI. Various other training took place as well.



During the midst of all this training we were fortunate to be able to grab an excellent lunch at E.B. Stanley Middle School during their annual Law Enforcement Luncheon. They even had a cake made with our badge on it!

In addition to training, April also included the roll out of the new Guardian Tracking software for our agency. This software is used to document positive recognition of employee performance and early intervention if needed.

Midway through the month the Chief of Police was appointed to be the interim Town Manager. While Chief Sullivan is away I will be covering in the interim. I am happy to answer any questions and encourage any feedback that you may have.

Mental Health Report:

The following bullets detail our mental health cases and transports, as well as their associated costs, for the month.

Emergency Custody Orders Served:

April 1	4.5 hours waiting at the JMH ER East Main Street (900 Block) to JMH (3.8 mi)	Admitted to JMH	Cost:\$ 84.31
April 18	5.5 hours waiting at the JMH ER Ruth Street (200 Block) to JMH (5.4 mi)	Released by MH	Cost:\$ 103.48
April 30	2 hours waiting at the JMH ER Deadmore Street (400 Block) to JMH (3.9 mi.)	Released by MH	Cost:\$ 38.74

Temporary Detention Orders Served:

April 2	2 hours of transport time JMH to Clearview - Lebanon (51.66 mi.)	Cost: \$ 66.21
April 6	2 hours of transport time JMH to SWSMH - Marion (52.96 mi.)	Cost: \$ 66.95
April 26	2 hours of transport time JMH to Ridgeview - Bristol (42.82 mi.)	Cost: \$ 61.12

Emergency Custody Order to Temporary Detention Order

April 10	8 hours waiting/transporting time ECO: Campus Drive to JMH (10.8 mi.) TDO: JMH to Ridgeview - Bristol (42.82 mi.)	Cost: \$ 176.83
April 27	26.5 hours waiting/transporting time ECO: B Street to JMH (3.8 mi.) TDO: JMH to Rappahanock Hospital - Kilmarnock (765 mi.)	Cost:\$ 655.78
April 28	8.5 hours waiting/transporting time ECO: Fairway Drive to JMH (5 mi.) TDO: JMH to SWSMH - Marion (52.96 mi.)	Cost: \$ 188.45

During the month of April the police department spent **61 hours** either waiting in the ER with ECO patients or in transport of TDO patients. This came at a **direct, unsubsidized, cost to the tax payers of \$1,441.87** for the month. This equates to \$160.21 per mental health event during the month of April. Officers from the department traveled **1040.92** miles across the Commonwealth in transport of mental health cases during the month.

In order to have an understanding of how mental health cases affect the department and the taxpayers, I have developed the following chart to track the hours and total cost associated with mental health cases each month:

	2018		2017		2016		2015	
Month	Hours	Cost	Hours	Cost	Hours	Cost	Hours	Cost
January	61	\$ 1,423.19	50	\$ 1,319.21	120	\$ 1,796.89	22.5	\$ 655.13
February	39	\$ 962.13	34	\$ 1,484.44	51	\$ 1,468.78	75.5	\$ 2,483.12
March	39	\$ 1,392.42	60	\$ 1,934.15	36	\$ 825.98	77.5	\$ 2,158.93
April	61	\$ 1,441.87	51.5	\$ 1,939.14	45.5	\$ 1,176.65	100.5	\$ 3,007.46
May			20.5	\$ 529.23	64.5	\$ 1,940.85	42	\$ 1,081.59
June			78	\$ 1,877.44	64.5	\$ 1,641.49	72	\$ 2,417.92
July			118.5	\$ 3,702.10	34.5	\$ 852.08	16.5	\$ 580.96
August			110.5	\$ 3,210.06	35.5	\$ 912.74	52	\$ 1,308.57
September			32	\$ 1,014.20	26	\$ 882.62	41.5	\$ 1,155.79
October			33.5	\$ 1,118.45	13	\$ 552.07	75.5	\$ 2,505.35
November			47	\$ 1,882.96	24	\$ 626.55	27	\$ 763.68
December			17	\$ 382.96	51.5	\$ 1,645.94	86	\$ 2,383.47
Totals	200	\$ 5,219.61	652.5	\$ 20,011.38	566	\$ 14,322.64	688.5	\$ 20,501.97

School Resource Officer Report

During the month of April, the following offenses occurred in our schools:

Abingdon High School

Underage Possession of Tobacco - 1
Assault -3
Theft from Motor Vehicle - 1
Vandalism - 1
Traffic Crash - 2

E.B. Stanley Middle School

Miscellaneous -5
Welfare Check - 1
Found Property - 1

During the month of April the following non-reportable incidents occurred at Abingdon High school or E.B. Stanley Middle school.

- April 3rd: Officer Heath attended the 5th grade parent night that the school has for parents of next years 6th grade students. At this function parents and future students are informed of the many different classes offered. The parents and future students are given tours and had opportunities to ask any questions.
- April 3rd: Officer Heath was contacted by the school principal in regards to a student that had safety concerns about going home. After speaking to the principal, a plan was worked out so that the student was able to stay with a friend. The department of social services notified and Officer Heath assisted them in investigating the situation.
- April 6th: Delegates O'Quinn and Pillion toured the Abingdon High School and E.B. Stanley Middle school as part of the committee for school safety. The School Resources Officers were able to express their ideas and concerns about school safety.
- April 18th: E.B. Stanley hosted the annual Law Enforcement Luncheon for the area law enforcement officers. The luncheon was organized by Mrs. Turman and the food was provided by the SCA and the school. Approximately 30-40 law enforcement officers attended the event.
- April 24th: Officer DeBusk performed a truancy home visit on behalf of the school. Officer DeBusk spoke with the student and the parents about the student's attendance and the consequences that they could face if the issue was not corrected.
- April 26th: Officer DeBusk was contacted by a parent who had reason to believe her daughter had left school on a previous day with someone she was not supposed to be with. The parent advised that her daughter had permission to leave with another female student for lunch only, and was to be back for all of her classes. After speaking with the Attendance Office and reviewing video from the cameras, Officer DeBusk was able to determine that the student had left for a longer period of time than her lunch period and that she had with the subject that her mother was concerned about. Officer DeBusk contacted the parent back and advised her of his findings.

Daily checks of doors and outside premises are performed at each school on a regular basis as well to ensure the security and safety of staff and students in the buildings.

Calls for Service:

During the month of April the department responded to 330 calls for service. We were able to close all but 26 of those calls. This gave us an overall clearance rate of 92.1 percent for the month. The department responded to 39 IBR reportable cases during the month; at the conclusion of the month, 15 remained active. This resulted in a clearance rate of 61.5 percent for all IBR offenses during the month of April.

Traffic Enforcement News:

The department conducted DMV overtime enforcement on two dates during the month of April. Two officers worked an additional 4 hours of overtime resulting in six traffic stops, which yielded four summons and two warnings. All of the summons issued were for speeding violations. This came at a cost of \$ 100.40, which is reimbursed through the grant.

As always, I am eager to address any questions or concerns you may have concerning the operations of the police department.

Special Events:

The department scheduled officers to work two special events during April. The first event, Earth Day, occurred on April 21, 2018. One officer worked this event. The second event, Creeper Trail Fest, occurred on April 24, 2018. This event was staffed by two officers.

Abingdon Police Department

Training Report

April 2018

Training Date(s)	Training Location	Number of Hours	Number Attending	Course Description/Title
April 2-6, 2018	Southwest Law Enforcement Academy	40	2	Basic Law Enforcement Trainnig
April 4-6, 2018	VA. Dept. of Forensic Science	16	2	Breath Alcohol Basic
April 9-13, 2018	Central Shenandoah Criminal Justice Academy	40	1	Driver Instructor
April 9-13, 2018	Southwest Law Enforcement Academy	40	2	Basic Law Enforcement Trainnig
April 16-20, 2018	Southwest Law Enforcement Academy	40	2	Ground Fighting for Female Officers
April 16-20, 2018	Southwest Law Enforcement Academy	40	2	Basic Law Enforcement Trainnig
April 18, 2018	Southwest Law Enforcement Academy	4	2	Law Enforcement Grant Writing Overview
April 23, 2018	Lynchburg, VA	8	2	Domestic Extremist Movements
April 23-27, 2018	Southwest Law Enforcement Academy	40	2	Basic Law Enforcement Trainnig
April 30, 2018	Southwest Law Enforcement Academy	8	2	Basic Law Enforcement Trainnig
April 30, 2018	Abingdon Police Department Online	16	4	Constitutional Foundations
Total Training Hours		576		
Total Officers Trained		13		

Training Report (Cont.)

April 2018

Training Provided

Training Date(s)	Training Location	Number of Hours	Number Attending	Course Description/Title
April 18-19, 2018	Southwest Law Enforcement Academy	16	1	Vehicle Stop - Practicals
April 20, 2018	Southwest Law Enforcement Academy	8	1	Driving - Classroom
April 23, 2018	Southwest Law Enforcement Academy	8	1	Driving - Practicals
April 23-27, 2018	Southwest Law Enforcement Academy	40	1	Driving - Practicals
Total Training Hours		72		
Total Trainers		3		

Abingdon Police Department
Monthly Statistics
April 2018

Complaints - Non Criminal	
Abandoned Vehicles	2
Accidental Death/Non Traffic	0
Accidental Injury/Non Traffic	0
Accidental Property Damage	0
Alarms	27
Animal Calls	4
Assist Citizen	0
Assist Other Agency	15
Civil Disputes	7
Death Investigation	0
Dispute/Family	8
Dispute/Non Family	6
Dispute/Unknown Relation	1
Fire/Rescue	3
Hazardous Materials	0
Hit and Run	5
Inoperative Vehicle	0
Mental Health	0
Miscellaneous Calls	60
Missing Persons	2
Property Lost/Found	9
Suicide/Attempted	0
Suspicious Incidents/Persons	44
Traffic Complaints	56
Welfare Checks	12
Window/Door Open	0
Total Non Criminal	261

Juvenile Related	
Custody Disputes	0
Curfew Violations	0
Truancy	0
Tobacco Violations	1
Unable to Control	0
Miscellaneous	0

Traffic Charges	
Attempt to Elude	0
Drive Revoked/Suspended	9
Equipment Violation	5
Fail to Drive to Right	0
Fail to Obey Sign/Light	2
Fail to Yield	1
Follow Too Closely	0
Improper Lane Change	0
Inspection Violation	12
No Insurance	0
No O.L.	4
Reckless Driving	0
Reckless Driving by Speed	0
Refusal	0
Registration Violation	10
Seatbelt Violation	0
Speeding 10 - 19 Over	16
Speeding 20 or More Over	1
All Other	0
Total Traffic	60

Traffic Complaints	
Assist Motorist	10
Crash/Priv. Property	7
Crash/Street	25
Directing	0
Funeral Escorts	6
Road Hazards	0
Miscellaneous	12
Parking Complaint	0
Reckless Driving	1
Suspended OL	0

Alcohol Related	
Drinking in Public	0
DUI	1
Public Intoxication	1
Underage Possession	0
Illegal Sale	0
Other	0

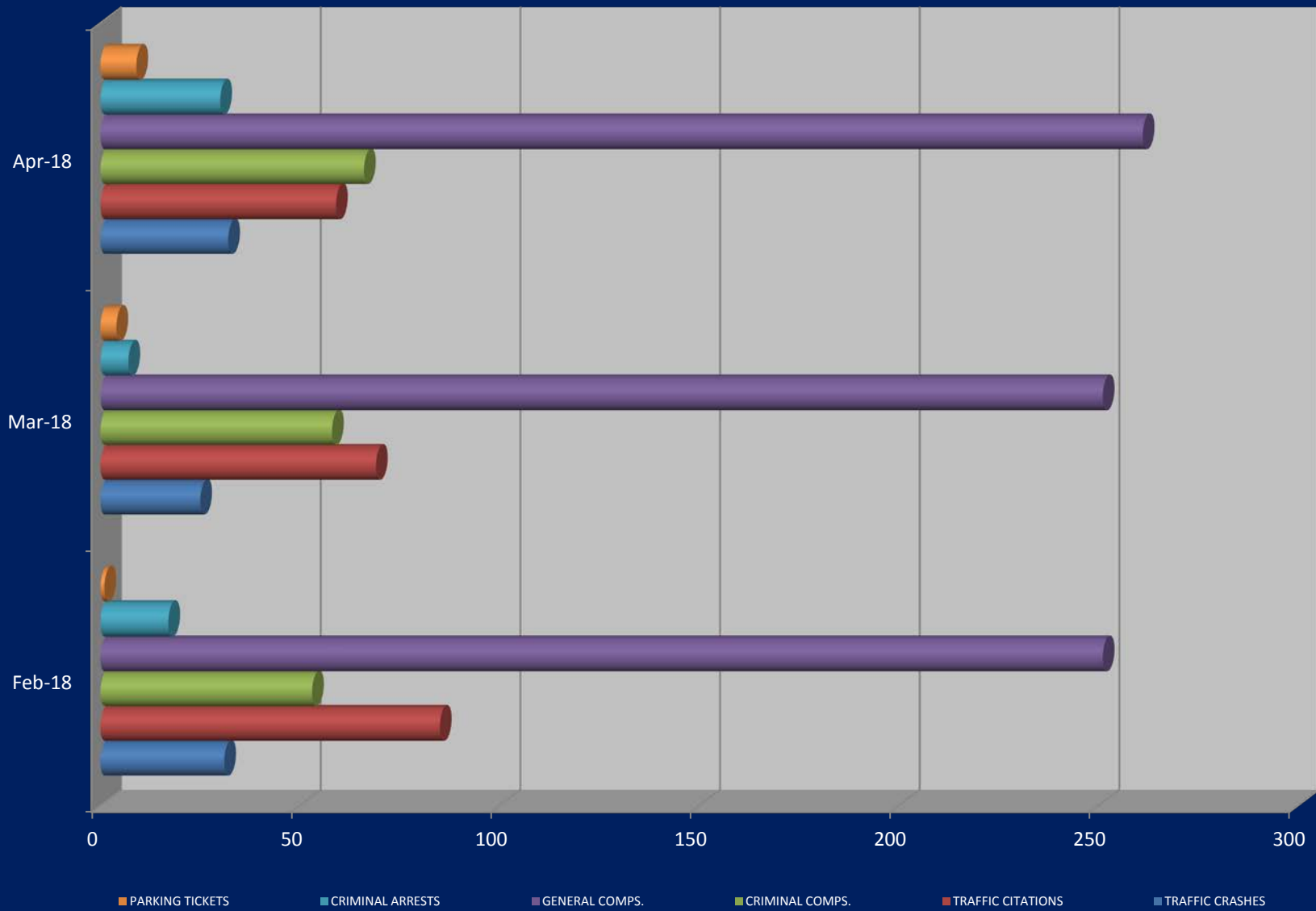
Complaints - Criminal	
Alcohol Related	0
Arson	0
Assault on Family	1
Assault on Non Family	6
Auto Theft	0
Bad Check	0
Burglary of Business	0
Burglary of Residence	0
Burglary Other	0
Child Abuse/Neglect	0
Counterfeiting	1
Destruction of Property	3
Disorderly Conduct	0
Drugs	11
Embezzlement	1
Extortion/Blackmail	0
False Pretenses/Credit Card	3
Forgery	0
Forcible Rape	0
Fraud	0
Gambling	0
Harassment	0
Homicide	0
Impersonation	0
Kidnap/Abduction	1
Larceny	12
Motor Vehicle Theft	0
Noise Ordinance	1
Other Offenses	0
Ordinance Violations	0
Paper Service (Arrests)	23
Peeping Tom	0
Protective Order Violations	0
Protective Orders Served	0
Prowlers	0
Pursuits	0
Robbery	0
Runaway	2
Sexual Offenses	0
Threatening	0
Town Tax Violation	0
Trespassing	1
Weapons Law Violations	0
Total Criminal	66

Criminal Arrests	
Abduction	0
Alcohol - All Other	0
Alcohol - Unlawful Poss.	0
Arson	0
Assault/Battery - Police	0
Assault/Battery - Non Fam.	0
Assault/Battery - Family	1
Aggravated Assault	0
Breaking and Entering	0
Child Endangerment	0
DIP	1
DUI	1
Destruction of Property	0
Drugs	0
Embezzlement	0
False Identity to Police	0
Forgery	0
Failure to have BL	0
Fraud	1
Grand Larceny	0
Homicide	0
Identity Theft	0
Larceny	2
Larceny by Check	0
Littering	0
Miscellaneous	0
Make a Display of Privates	0
Noise Violations	0
Obstruction of Justice	0
Paper Service	15
Possess Controlled Sub	6
Possess Vapor	0
Protective Order Violation	0
Resisting Arrest	0
Robbery	0
Sexual Assault	0
Sexual Offense (Non Force)	0
Shoplifting	3
Stalking	0
Threats to Bomb	0
Threats by Mail/Telephone	0
Trespassing	0
Weapons Violations	0
Total Arrests	30

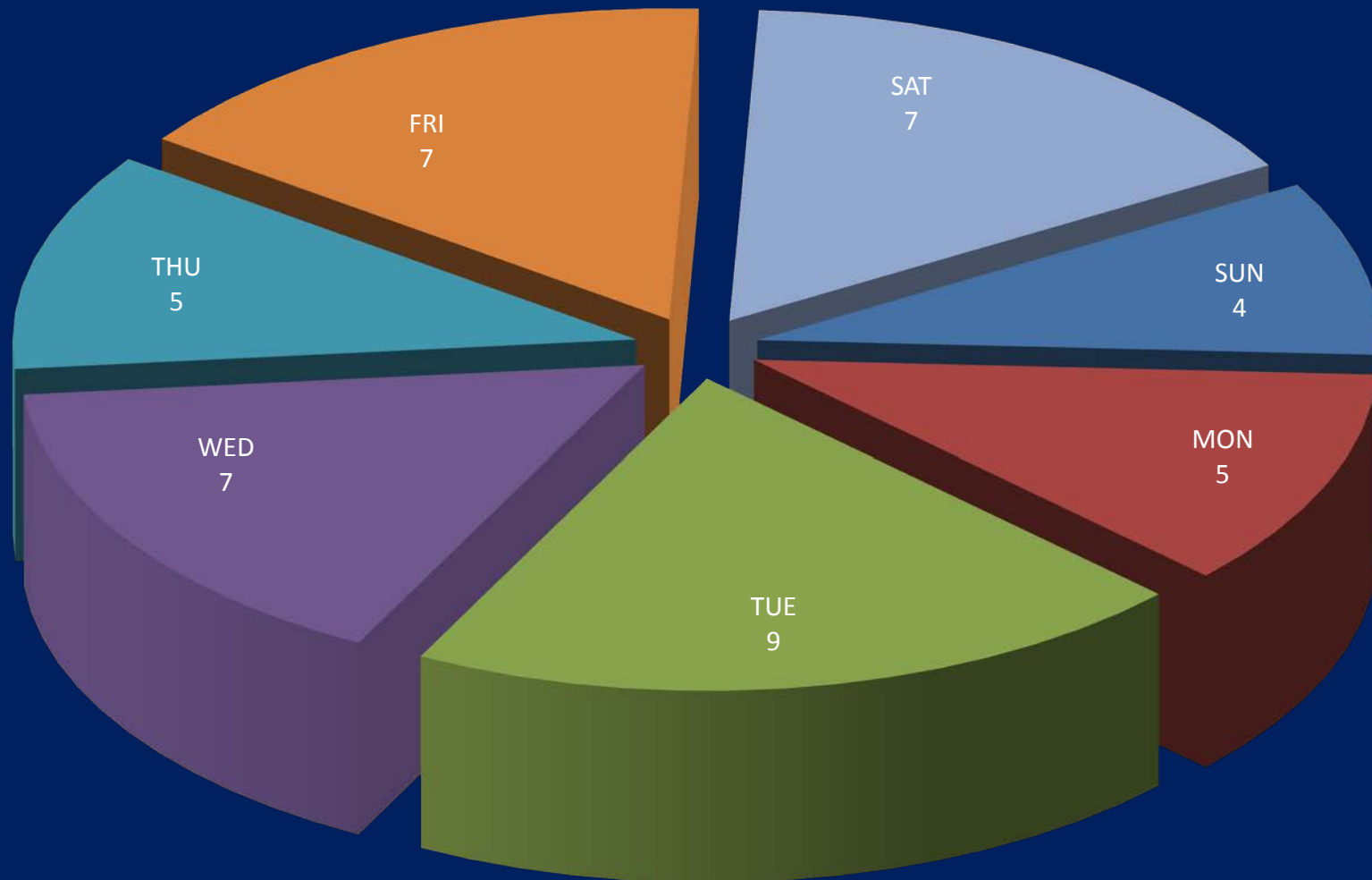
Speed Violations by Location	
East Main Street	3
Russell Road	11
Wyndale Road	1
Colonial Road	1
Whites Mill Road	1

Average Speed Over Posted Limit:	15.3
Parking Tickets Issued:	9

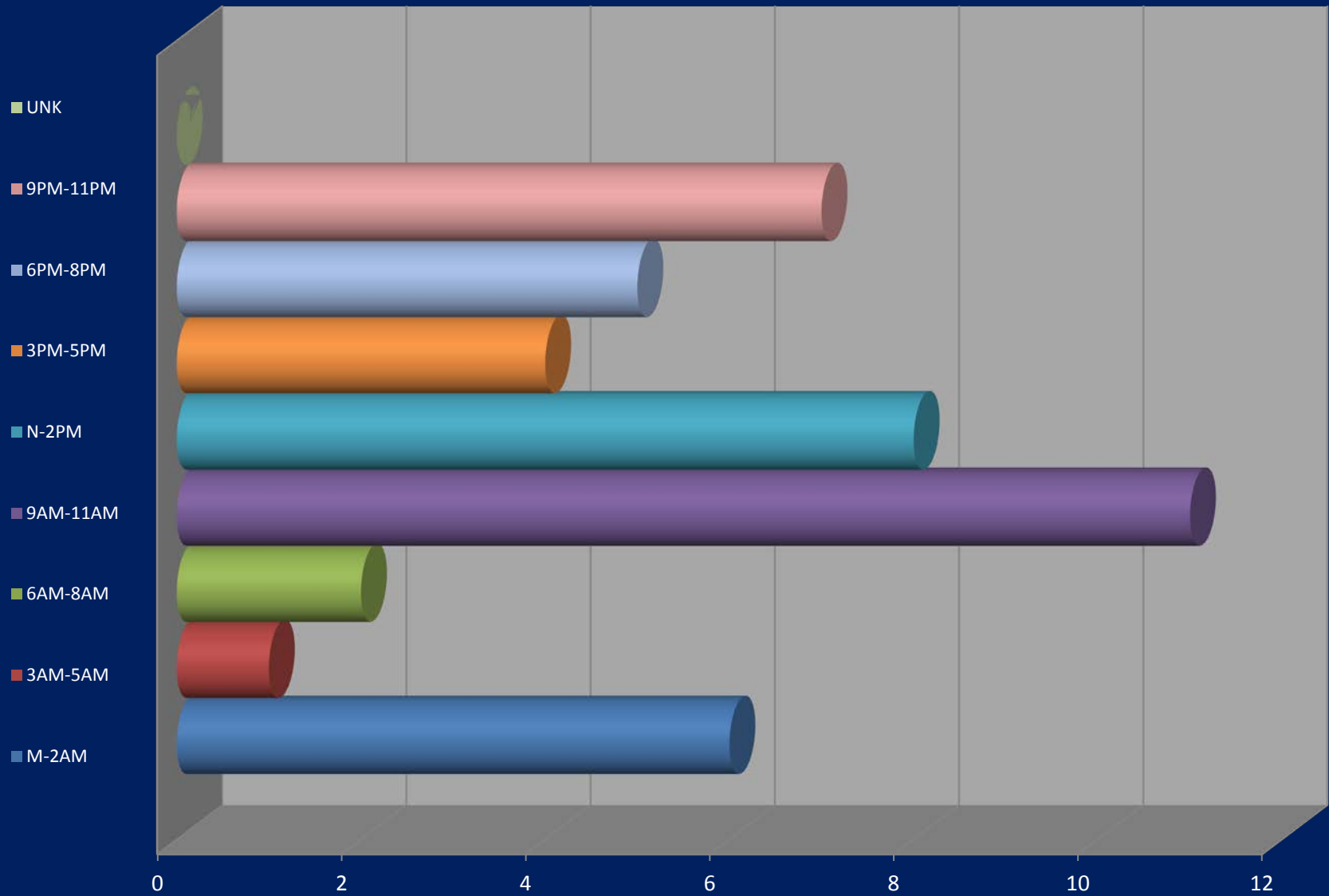
Call Volume Monthly Comparison



Group I Offenses by Day of the Week April 2018



Group I Offenses by Time of Day April 2018



Daily Activity Log Totals	
Event Type	Count
Alarm Activation	24
Animal Complaint	3
Area Check	1,354
Assist Motorist	12
Assist Other Police/Sheriff Department	14
Attempted Paper Service	6
Bank Check	246
Business Check	2,468
Civil Dispute	4
Fire/Rescue	2
Funeral Escort	8
Miscellaneous	93
Noise Complaint	2
Other	3
Residence Check	187
School Check	121
Suspicious Incident/Person	38
Suspicious Vehicle	4
Vehicle Stop	100
Warning Citation	86
Warrant	2
Welfare Check	8
Totals	4,785

*Note: The above chart does not represent all calls for service and/or activities performed by officers.

Vehicle Crashes by Location

April 2018

Location	Single Vehicle	Two Vehicles	Three Vehicles	Four Vehicles	Five Vehicles	Total Crashes
Bradley Street	1	1				2
Court Street		1				1
Cummings Street		4	1			5
East Main Street		1				1
Elm Street		1				1
Jonesboro Road		1				1
Kings Mountain Dr		1				1
Old Russell Road		1				1
Park Street		1				1
Rensburg Drive		1				1
Trigg Street	1					1
West Main Street	2	5	1			8
Wyndale Road		1				1
Totals	4	19	2			25

Target Enforcement Zones - Officer Initiated - April 2018

	PD5	PD6	PD7	PD8	PD10	PD11	PD12	PD13	PD15	PD17	PD18	PD19	PD20	PD22	PD23	PD25	PD26	PD28	Totals
A Street	0	0	0	0	0	0	0	0	0	0	0	0	0	0	0	0	0	0	0
Baugh Ln	0	0	0	0	0	0	0	0	0	0	0	0	0	0	0	0	0	0	0
Bradley Street	0	0	0	0	0	0	0	0	0	0	0	0	0	0	0	0	0	0	0
Colonial Rd	0	0	0	0	0	0	0	0	0	0	0	0	0	0	0	1	0	0	1
Court St	0	0	0	0	0	0	0	0	0	0	0	0	0	0	0	0	0	0	0
Cummings St	2	0	0	0	1	0	0	0	0	0	0	0	0	3	0	0	0	0	6
Deadmore St	0	0	0	0	0	0	0	0	0	0	0	0	0	0	0	0	0	0	0
East Main St	0	0	0	0	0	7	0	0	0	0	0	1	1	2	0	3	0	0	14
East Valley St	0	0	0	0	0	0	0	0	0	0	0	0	0	0	0	0	0	0	0
Green Spring Rd	0	0	0	0	0	0	0	0	0	0	0	0	0	0	0	0	0	0	0
Hillman HWY	0	0	0	0	0	1	0	0	0	1	0	0	0	0	0	0	0	0	2
Lowry Drive	0	0	0	0	0	0	0	0	0	0	0	0	0	0	0	0	0	0	0
Nicholas St	0	0	0	0	0	0	0	0	0	0	0	0	0	0	0	0	0	0	0
Oakland St	0	0	0	0	0	0	0	0	0	0	0	0	0	0	0	0	0	0	0
Preston St	0	0	0	0	0	0	0	0	0	0	0	0	0	0	0	0	0	0	0
Rt. 19	0	0	0	0	0	2	0	0	0	0	0	1	0	0	0	0	0	0	3
Russell Rd	0	0	1	1	0	1	0	5	0	1	0	1	1	1	0	0	0	0	12
Stone Mill Rd	0	0	0	0	0	0	0	0	0	0	0	0	0	0	0	0	0	0	0
Thompson Dr	0	0	0	0	0	0	0	0	0	0	0	0	0	1	0	0	0	0	1
Walden Rd	0	0	0	0	0	0	0	0	0	0	0	0	0	0	0	0	0	0	0
West Main St	0	0	0	2	1	0	0	0	1	2	0	0	0	1	0	0	0	0	7
West Valley St	1	0	0	0	0	0	0	0	0	0	0	0	0	0	0	0	0	0	1
Whites Mill Rd	0	0	0	0	0	1	0	0	0	0	0	0	0	0	0	0	0	0	1
Wyndale Rd	0	0	0	0	0	0	0	0	0	0	0	0	0	0	0	1	0	0	1
Other Location	0	0	0	0	2	3	0	0	1	1	0	1	1	0	0	0	1	0	10
Totals	3	0	1	3	4	15	0	5	2	5	0	4	3	8	0	5	1	0	59



Sgt. Lucy
Officer Cordle
Officer Farris
Officer Graham



Sgt. Eades
Officer Boone
Officer Greer



Sgt. Finney
Officer Brummitt
Officer Hagy
Officer Richardson



Sgt. Weaver
Officer Carty
Officer Tate
Officer Wilmoth

Officer Heath
Officer DeBusk

Citations by Officer

April 2018

