



March 1, 2018

To: Mayor Lowe, Vice -Mayor Humphreys, Council Members Craig, Howard, and Patterson


Cc: Greg Kelly, Town Manager

From: P.A. Sullivan, Chief of Police

Department News:

February is usually the last gasp of winter, or at least an end to the rest period between the Christmas Parade and the Shamrock 4 - Miler. As we prepare for event season, we have to maximize our training opportunities for officers who will need certification hours. We have expanded our use of online training to allow officers to train at their own pace while still keeping them on the work schedule. This month the entire department completed an online class in Diplomatic Immunity. In addition, four members completed a sixteen hour training class on Constitutional Foundations for Law Enforcement. The entire department will be completing this class in the coming months.

Our BIG event for the month was participating in the Career Fair at Abingdon High School on February 20th. The career fair is for Juniors and Seniors and takes place during the lunch block. This is a great opportunity to meet prospective officers and answer career related questions. As you can see from the photos, we put a lot of effort and energy in to these events.



Mental Health Report:

The following bullets detail our mental health cases and transports, as well as their associated costs, for the month.

Emergency Custody Orders Served:

February 5	7 hours waiting in the ER Campus Drive (600 Block) to JMH (10.8 mi.)	WCSO Transport	Cost: \$ 133.96
February 16	5.5 hours waiting in the ER Stone Mill Rd (200 Block) to JMH (11.2 mi.)	Released by MH	Cost: \$ 106.82
February 19	4 hours waiting in the ER East Main St. (900 Block) to JMH (3.8 mi.)	Released by MH	Cost: \$ 75.19
February 21	4 hours waiting in the ER Campus Drive (600 Block) to JMH (10.8 mi.)	Admitted to JMH	Cost: \$ 79.21

Temporary Detention Orders Served:

February 24	18.5 hours of transport time JMH to Poplar Springs - Petersburg (597.6 mi.)	Two Officers	Cost: \$ 566.95
-------------	--	--------------	-----------------

Emergency Custody Order to Temporary Detention Order

NONE THIS REPORTING PERIOD

During the month of February the police department spent **39 hours** either waiting in the ER with ECO patients or in transport of TDO patients. This came at a **direct, unsubsidized, cost to the tax payers of \$ 962.13** for the month. This equates to \$192.43 per mental health event during the month of February. Officers from the department traveled 634 miles across the Commonwealth in transport of mental health cases during the month.

In order to have an understanding of how mental health cases affect the department and the taxpayers, I have developed the following chart to track the hours and total cost associated with mental health cases each month:

	2018		2017		2016		2015	
Month	Hours	Cost	Hours	Cost	Hours	Cost	Hours	Cost
January	61	\$ 1,423.19	50	\$ 1,319.21	120	\$ 1,796.89	22.5	\$ 655.13
February	39	\$ 962.13	34	\$ 1,484.44	51	\$ 1,468.78	75.5	\$ 2,483.12
March			60	\$ 1,934.15	36	\$ 825.98	77.5	\$ 2,158.93
April			51.5	\$ 1,939.14	45.5	\$ 1,176.65	100.5	\$ 3,007.46
May			20.5	\$ 529.23	64.5	\$ 1,940.85	42	\$ 1,081.59
June			78	\$ 1,877.44	64.5	\$ 1,641.49	72	\$ 2,417.92
July			118.5	\$ 3,702.10	34.5	\$ 852.08	16.5	\$ 580.96
August			110.5	\$ 3,210.06	35.5	\$ 912.74	52	\$ 1,308.57
September			32	\$ 1,014.20	26	\$ 882.62	41.5	\$ 1,155.79
October			33.5	\$ 1,118.45	13	\$ 552.07	75.5	\$ 2,505.35
November			47	\$ 1,882.96	24	\$ 626.55	27	\$ 763.68
December			17	\$ 382.96	51.5	\$ 1,645.94	86	\$ 2,383.47
Totals	100	\$ 2,385.32	652.5	\$ 20,011.38	566	\$ 14,322.64	688.5	\$ 20,501.97

School Resource Officer Report

During the month of January, the following reportable offenses occurred in our schools:

Abingdon High School

Underage possession of Tobacco - 4
Assault - 2
Miscellaneous Call - 3
Traffic Crash - 2

E.B. Stanley Middle School

Miscellaneous Call - 5
Welfare Check - 1
Underage possession of Tobacco - 1
DSS Referral - 1

During the month of February the following non-reportable incidents occurred at Abingdon High school or E.B. Stanley Middle school.

February 12th: Officer DeBusk assisted Dr.Davis with two home visits due to truancy issues.

February 13th: Officer DeBusk diffused a verbal argument between two female students by intervening before it escalated to an assault.

Officer Heath was advised by a staff member of Highlands Community Services that a female student at E.B. Stanley was refusing to go home with her case worker and was asked if he could speak to her. Upon meeting with the student and the principal the situation deescalated and the student decided to go with the in home worker.

Officer Heath was advised of a student who had misplaced her cell phone. After contact with the student's parent, the student discovered the cell phone in her locker. The parent advised that they had not wanted any type of official report.

February 16th: Officer DeBusk observed a verbal argument between two male students in the hallway of Abingdon High school. He was able to speak to the students and intervene before it escalated to an assault.

February 27th: Officer Heath spoke with two 7th grade students about inappropriate comments through facebook messenger that escalated in to a verbal disagreement at school. Both students were advised of potential consequences that could result from sending messages of this type. The students agreed to work out their differences and possibly become friends again.

Daily checks of doors and outside premises are performed at each school on a regular basis as well to ensure the security and safety of staff and students in the buildings.

Calls for Service:

During the month of February the department responded to 311 calls for service. We were able to close all but 13 of those calls. This gave us an overall clearance rate of 95.8 percent for the month. The department responded to 35 IBR reportable cases in the month of February; at the conclusion of the month, 12 remained active. This resulted in a clearance rate of 65.7 percent for all IBR offenses during the month of February.

Traffic Enforcement News:

The department conducted DMV overtime enforcement on six dates during the month of February. Five officers worked an additional 46 hours of overtime resulting in sixty-one (61) traffic stops, which yielded 36 summons and 26 warnings. Twenty-seven (27) citations were for speed violations, six (6) were for inspection violations, and one (1) violation was for a Registration Infraction. In addition to the traffic citations, officers also made two arrests as a result of the additional enforcement. This came at a cost of \$1,050.60, which is reimbursed through the grant.

As always, I am eager to address any questions or concerns you may have concerning the operations of the police department.

Abingdon Police Department

Monthly Statistics

February 2018

Complaints - Non Criminal	
Abandoned Vehicles	3
Accidental Death/Non Traffic	0
Accidental Injury/Non Traffic	0
Accidental Property Damage	0
Alarms	44
Animal Calls	3
Assist Citizen	2
Assist Other Agency	8
Civil Disputes	6
Death Investigation	0
Dispute/Family	13
Dispute/Non Family	6
Dispute/Unknown Relation	2
Fire/Rescue	5
Hazardous Materials	0
Hit and Run	1
Inoperative Vehicle	0
Mental Health	0
Miscellaneous Calls	65
Missing Persons	0
Property Lost/Found	2
Suicide/Attempted	0
Suspicious Incidents/Persons	29
Traffic Complaints	48
Welfare Checks	14
Window/Door Open	0
Total Non Criminal	251

Juvenile Related	
Custody Disputes	0
Curfew Violations	0
Truancy	0
Tobacco Violations	6
Unable to Control	0
Miscellaneous	0

Complaints - Criminal	
Alcohol Related	0

Traffic Charges	
Attempt to Elude	0
Drive Revoked/Suspended	7
Equipment Violation	1
Fail to Drive to Right	0
Fail to Obey Sign/Light	2
Fail to Yield	5
Follow Too Closely	3
Improper Lane Change	0
Inspection Violation	19
No Insurance	0
No O.L.	3
Reckless Driving	2
Reckless Driving by Speed	0
Refusal	0
Registration Violation	5
Seatbelt Violation	0
Speeding 10 - 19 Over	31
Speeding 20 or More Over	4
All Other	3
Total Traffic	85

Traffic Complaints	
Assist Motorist	5
Crash/Priv. Property	0
Crash/Street	31
Directing	0
Funeral Escorts	6
Road Hazards	0
Miscellaneous	6
Parking Complaint	0
Reckless Driving	0
Suspended OL	0

Alcohol Related	
Drinking in Public	0
DUI	1
Public Intoxication	3
Underage Possession	2
Illegal Sale	0
Other	0

Criminal Arrests	
Abduction	0

Arson	0
Assault on Family	3
Assault on Non Family	3
Auto Theft	0
Bad Check	0
Burglary of Business	0
Burglary of Residence	0
Burglary Other	0
Child Abuse/Neglect	0
Counterfeiting	0
Destruction of Property	7
Disorderly Conduct	0
Drugs	4
Embezzlement	0
Extortion/Blackmail	0
False Pretenses/Credit Card	0
Forgery	0
Forcible Rape	0
Fraud	0
Gambling	0
Harassment	0
Homicide	0
Impersonation	0
Kidnap/Abduction	0
Larceny	10
Motor Vehicle Theft	0
Noise Ordinance	1
Other Offenses	1
Ordinance Violations	2
Paper Service (Arrests)	19
Peeping Tom	0
Protective Order Violations	0
Protective Orders Served	0
Prowlers	1
Pursuits	0
Robbery	0
Runaway	0
Sexual Offenses	0
Threatening	0
Town Tax Violation	0
Trespassing	2
Weapons Law Violations	0
Total Criminal	53

Speed Violations by Location	
West Main Street	14
Porterfield Hwy/Route 19	13

Alcohol - All Other	0
Alcohol - Unlawful Poss.	0
Arson	0
Assault/Battery - Police	0
Assault/Battery - Non Fam.	1
Assault/Battery - Family	1
Aggravated Assault	0
Breaking and Entering	0
Child Endangerment	0
DIP	4
DUI	0
Destruction of Property	1
Drugs	3
Embezzlement	0
False Identity to Police	0
Forgery	0
Failure to have BL	0
Fraud	0
Grand Larceny	0
Homicide	0
Identity Theft	0
Larceny	0
Larceny by Check	0
Littering	0
Miscellaneous	1
Make a Display of Privates	0
Noise Violations	0
Obstruction of Justice	1
Paper Service	0
Possess Controlled Sub	1
Possess Vapor	0
Protective Order Violation	0
Resisting Arrest	1
Robbery	0
Sexual Assault	0
Sexual Offense (Non Force)	0
Shoplifting	2
Stalking	0
Threats to Bomb	0
Threats by Mail/Telephone	0
Trespassing	1
Weapons Violations	0
Total Arrests	17

Average Speed Over Posted Limit:
14.5

Jonesboro Road	5
West Valley Street	1
Baugh Lane	1
Whites Mill Road	1

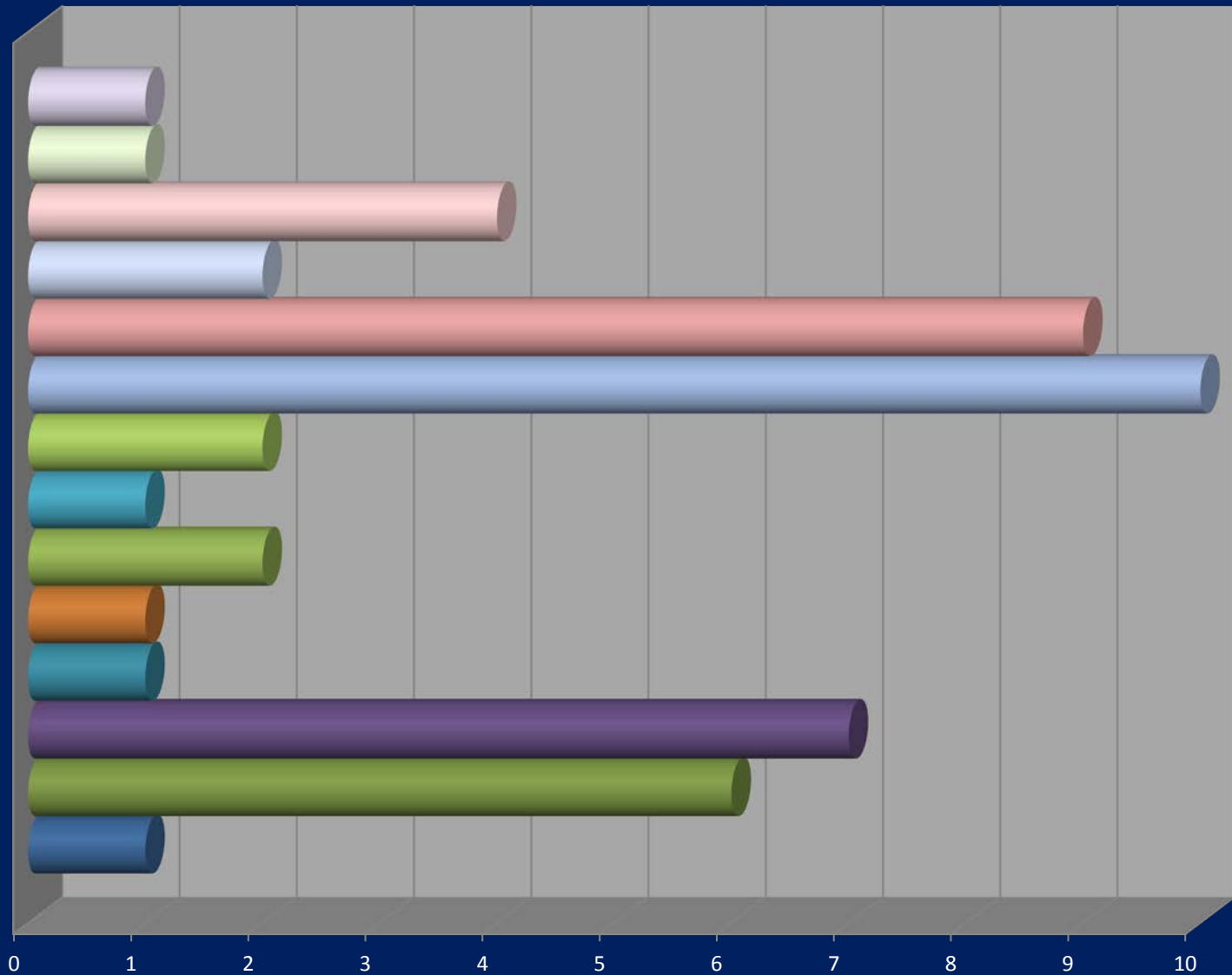
Parking Tickets Issued:

1

Daily Activity Log Totals	
Event Type	Count
911 Hang-Up	3
Alarm Activation	49
Animal Complaint	3
Area Check	1,007
Assist Motorist	5
Assist Other Police/Sheriff Department	6
Bank Check	285
Business Check	2,314
Civil Dispute	6
Fire/Rescue	6
Funeral Escort	6
Miscellaneous	85
Noise Complaint	4
Residence Check	197
School Check	105
Suspicious Incident/Person	29
Suspicious Vehicle	1
Vehicle Stop	92
Warning Citation	63
Warrant	4
Welfare Check	11
Totals	4,281

Monthly Arrest Totals Feburary 2018

- Weapons Violation
- Trespass
- Simple Assault
- Shoplifting
- Paper Service
- Other Offenses
- Larceny False Pretense
- Hit and Run
- Forgery
- Embezzlement
- DUI
- Drunk In Public
- Drug Violation
- Destruction of Property



Abingdon Police Department

Training Report

February 2018

Training Date(s)	Training Location	Number of Hours	Number Attending	Course Description/Title
Februaru 1 - 2, 2018	Southwest Law Enforcement Academy	16	2	Basic Law Enforcement Training
February 5 - 9, 2018	Southwest Law Enforcement Academy	40	2	Basic Law Enforcement Training
February 7, 2018	Abingdon Police Department Online	16	1	Constitutional Foundations
February 12 - 16, 2018	Southwest Law Enforcement Academy	40	2	Basic Law Enforcement Training
February 12 - 16, 2018	Southwest Law Enforcement Academy	40	1	Standard Field Sobriety Test Instructor Training
February 15, 2018	Abingdon Police Department Online	0.5	10	Diplomatic Immunity Refresher
February 18, 2018	Abingdon Police Department Online	16	1	Constitutional Foundations
Febraury 19 - 23, 2018	Southwest Law Enforcement Academy	40	2	Basic Law Enforcement Training
February 21, 2018	Abingdon Police Department Online	0.5	10	Diplomatic Immunity Refresher
February 22, 2018	Abingdon Police Department Online	16	1	Constitutional Foundations
February 26 - 28, 2018	Southwest Law Enforcement Academy	24	2	Basic Law Enforcement Training
February 26 - 28, 2018	Southwest Law Enforcement Academy	24	1	School Resource Officer Basic Training
February 27, 2018	Abingdon Police Department Online	16	1	Constitutional Foundations
Total Training Hours		458		
Total Officers Trained		23		

Training Provided

Training Date(s)	Training Location	Number of Hours	Number Attending	Course Description/Title
------------------	-------------------	-----------------	------------------	--------------------------

February 1, 2018	Southwest Law Enforcement Academy	4	1	Report Writing
February 12 - 13, 2018	Southwest Law Enforcement Academy	16	1	Drug Recognition
February 21 - 23, 2018	Southwest Law Enforcement Academy	24	1	Crime Scene Investigations
Total Training Hours		44		
Total Trainers		3		


Vehicle Crashes by Location


February 2018


Location	Single Vehicle	Two Vehicles	Three Vehicles	Four Vehicles	Five Vehicles	Total Crashes
Colonial Road		1				1
Cummings Street		5	1			6
Deadmore Street		2				2
East Main Street		4				4
East Valley Street	1	1				2
Jonesboro Road		3				3
Porterfield HWY		1				1
Villiage BLVD	1					1
West Main Street		4				4
Wyndaoe Road		1				1
Totals	2	22	1			25


Target Enforcement Zones - Officer Initiated - February 2018

	PD5	PD6	PD7	PD8	PD10	PD11	PD12	PD13	PD15	PD17	PD18	PD19	PD20	PD22	PD23	PD25	PD26	PD28	Totals
A Street	0	0	0	0	0	0	0	0	0	0	0	0	0	0	0	0	0	0	0
Baugh Ln	0	0	0	0	0	0	0	0	0	0	0	0	0	0	0	0	0	0	0
Bradley Street	0	0	0	0	0	0	0	0	0	0	0	0	0	0	0	0	0	0	0
Colonial Rd	0	0	0	0	0	0	0	1	0	0	0	0	0	0	0	0	0	0	1
Court St	0	0	0	0	0	0	0	0	0	0	0	0	0	0	0	0	0	0	0
Cummings St	2	0	0	1	2	1	0	2	0	0	0	0	0	1	0	0	0	0	9
Deadmore St	0	0	0	0	0	0	0	0	0	0	0	0	0	0	0	0	0	0	0
East Main St	1	0	0	0	2	4	0	2	0	1	0	0	0	0	0	0	0	2	12
East Valley St	0	0	0	1	1	0	0	0	0	0	0	0	0	0	0	0	0	0	2
Green Spring Rd	0	0	0	0	0	1	0	0	0	0	0	0	0	0	0	0	0	0	1
Hillman HWY	0	0	0	0	1	0	0	0	0	0	0	0	0	0	0	0	0	0	1
Lowry Drive	0	0	0	0	0	0	0	1	0	0	0	0	0	0	0	0	0	0	1
Nicholas St	0	0	0	0	0	0	0	0	0	0	0	0	0	0	0	0	0	0	0
Oakland St	0	0	0	0	0	0	0	0	0	0	0	0	0	0	0	0	0	0	0
Preston St	0	0	0	0	0	0	0	0	0	0	0	0	0	0	0	0	0	0	0
Rt. 19	0	0	0	0	7	4	0	4	0	0	0	0	0	0	0	0	0	0	15
Russell Rd	0	0	0	0	0	1	0	0	0	0	0	0	0	0	0	0	0	0	1
Stone Mill Rd	0	0	0	0	0	0	0	0	0	0	0	0	0	0	0	0	0	0	0
Thompson Dr	0	0	0	0	0	0	0	0	0	0	0	0	0	0	0	0	0	0	0
Walden Rd	0	0	0	0	0	0	0	0	0	0	0	0	0	0	0	0	0	0	0
West Main St	0	0	0	1	0	5	0	2	0	0	0	0	0	10	0	1	0	0	19
West Valley St	0	0	0	2	0	0	0	0	0	1	0	0	0	0	0	0	1	0	4
Whites Mill Rd	0	0	0	0	0	0	0	0	0	0	0	1	0	0	0	0	0	0	1
Wyndale Rd	0	0	0	0	0	0	0	0	0	0	0	0	0	0	0	0	0	0	0
Other Location	0	0	0	0	1	1	0	0	0	0	0	0	0	0	0	4	0	0	6
Totals	3	0	0	5	14	17	0	12	0	2	0	1	0	11	0	5	1	2	73

 Sgt. Lucy
 Officer Cordle
 Officer Farris
 Officer Graham

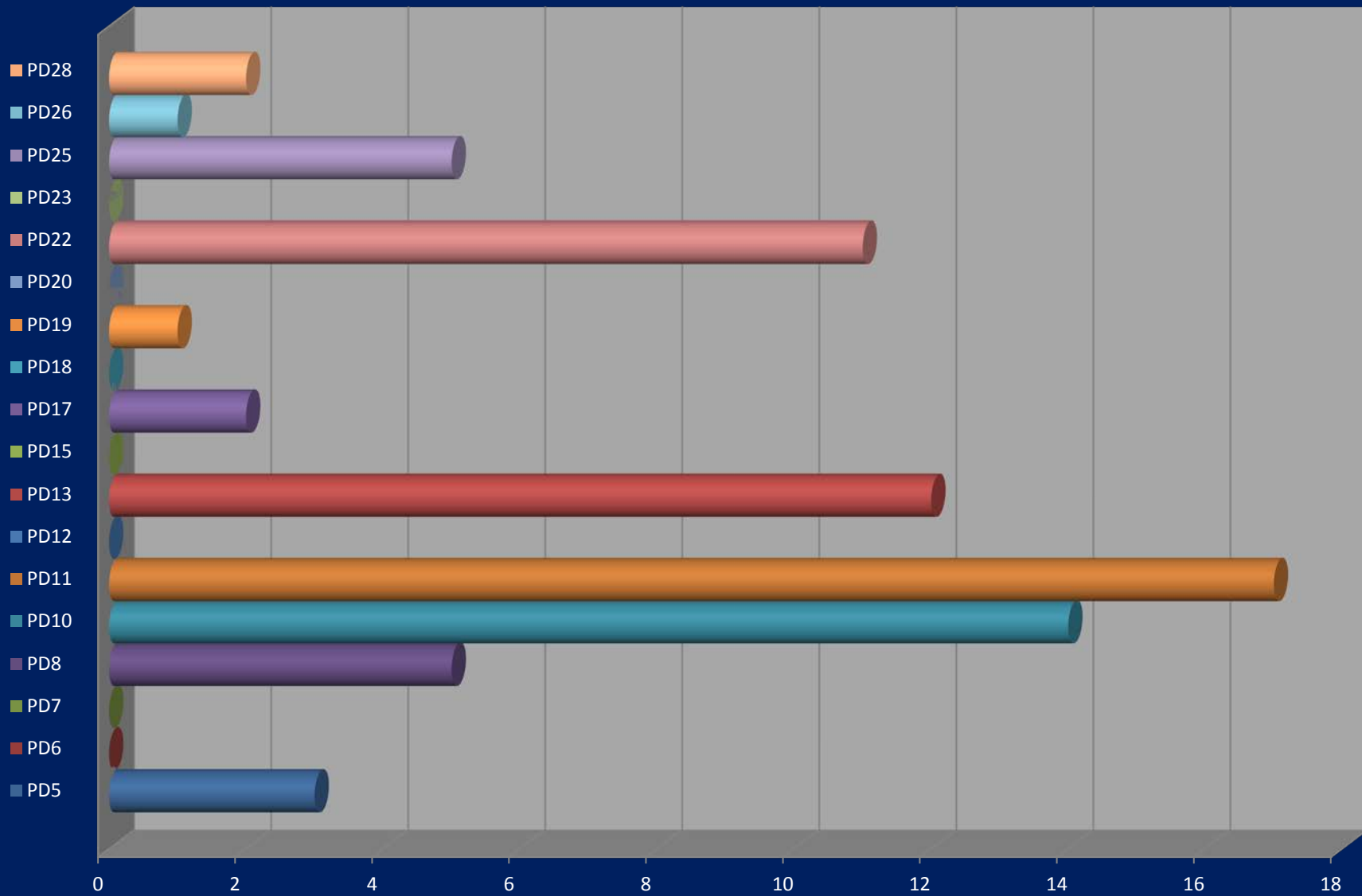
 Sgt. Eades
 Officer Boone
 Officer Greer

 Sgt. Finney
 Officer Brummitt
 Officer Hagy
 Officer Richardson

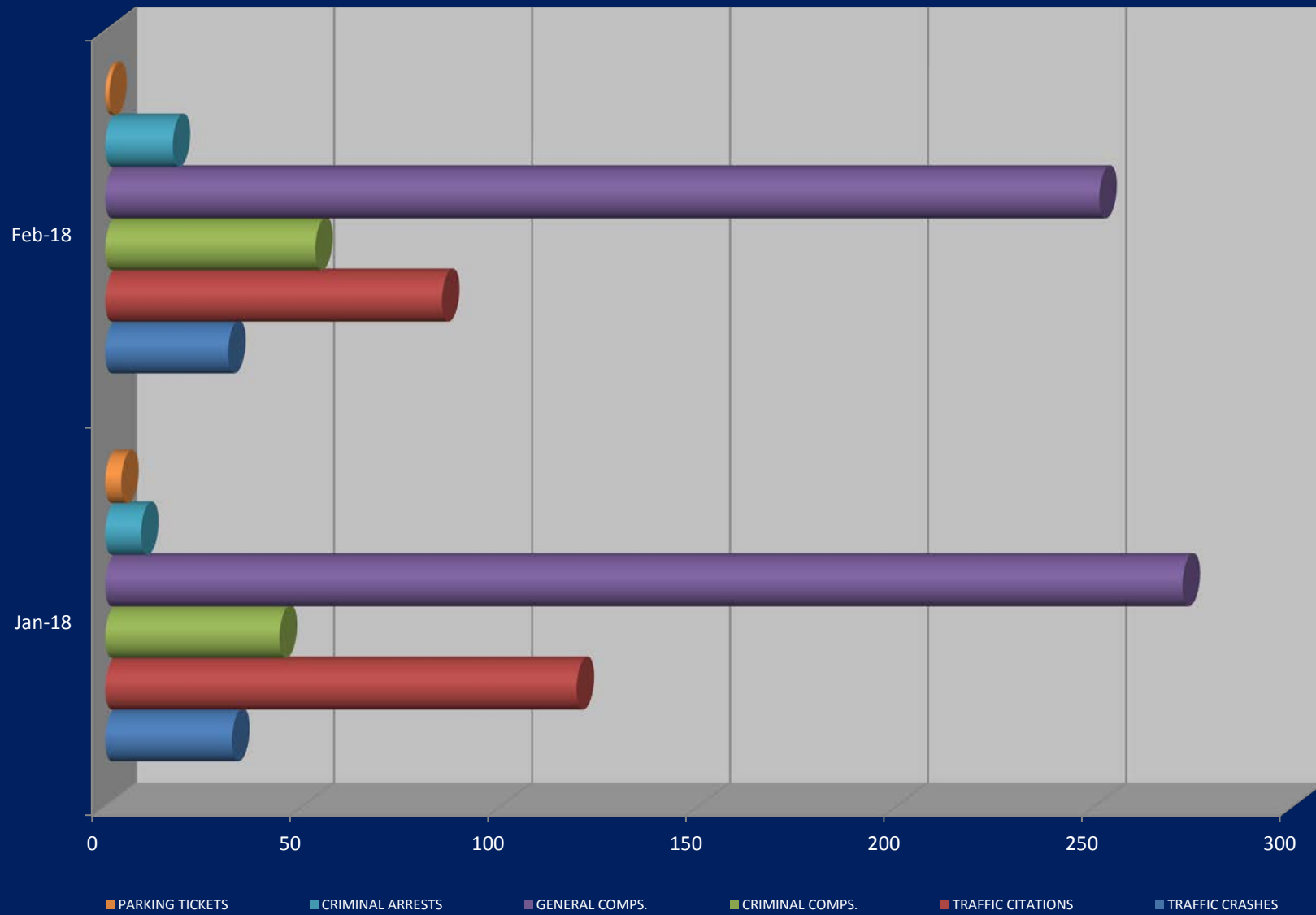
 Sgt. Weaver
 Officer Carty
 Officer Tate
 Officer Wilmoth

Officer Heath
 Officer DeBusk

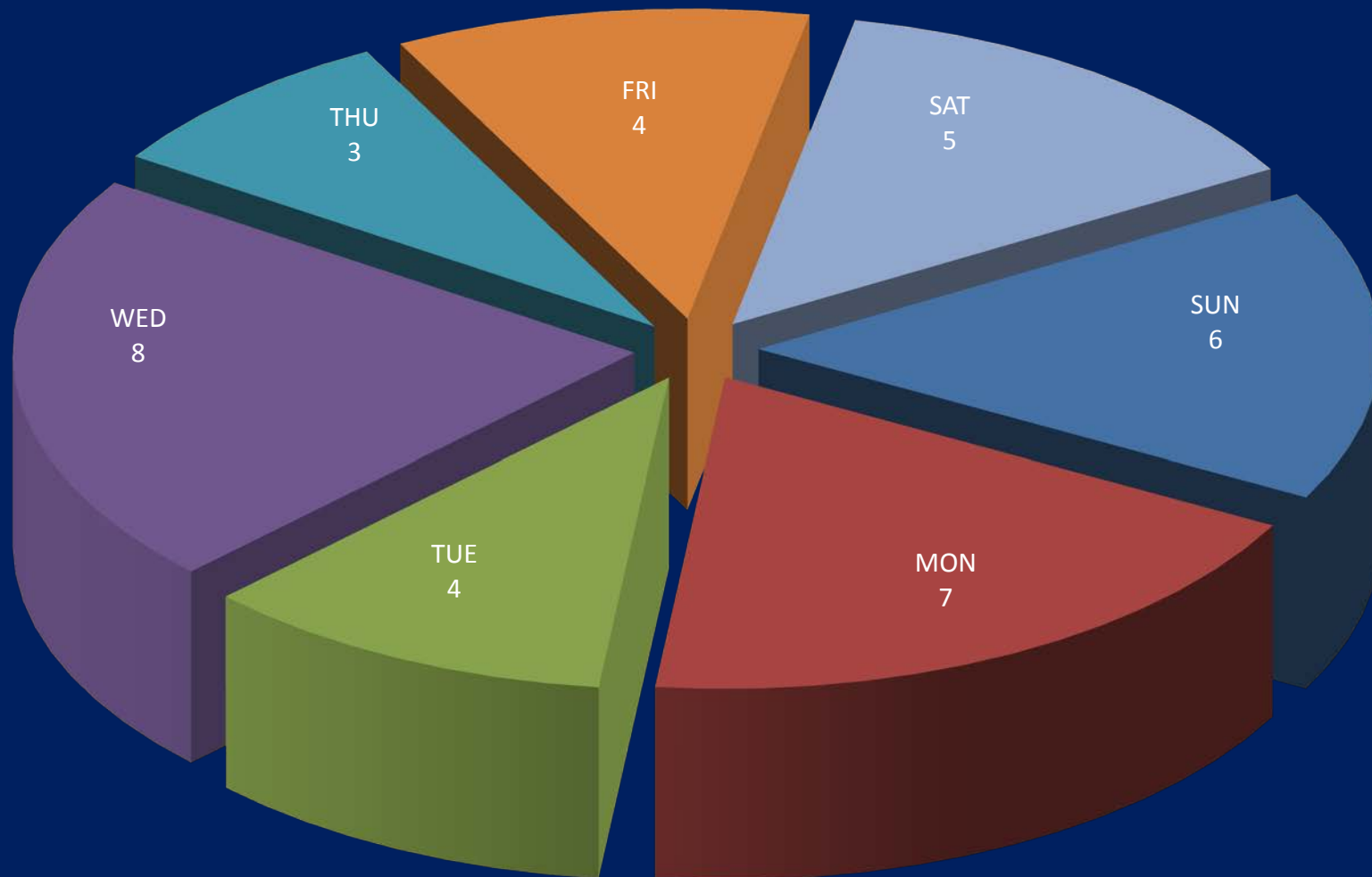
Citations by Office February 2018



Call Volume Monthly Comparison



Group I Offenses by Day of the Week February 2018



Group I Offenses by Time of Day February 2018

