



February 1, 2018

To: Mayor Lowe, Vice -Mayor Humphreys, Council Members Craig, Howard, and Patterson

Cc: Greg Kelly, Town Manager

From: P.A. Sullivan, Chief of Police

Department News:

January can be characterized by a few words: cold, snowy, closings, delays, and mental health transports. The cold weather creates hardships on many, and lots of work for others. January kept the police department busy.

The events of major importance for the police in January were limited to two:

January 8th - The Town Council meeting was a formal opportunity to give our best wishes to those who retired and welcome those who were newly promoted. We were able to recognize Allen Hay, Charlie Overbay, and Bill Snodgrass for their service, and even snapped a photo of them with the Council.





The meeting also provided an excellent opportunity to administer the oath of office to newly promoted Sergeants Blake Eades and Eric Lucy. As a part of the ceremony, each officer selects a significant person to pin on his new badge. Sgt. Eades selected his mother for this honor, while Sgt. Lucy selected his wife to share the occasion.



January 15th - Our two newest officers started the long journey to law enforcement certification at the police academy. January 15th was the first day of the session which will be marked by hours of studying, cleaning, running, push-ups, and instruction. Officer Chris Barker (left) and Officer Caleb Roark (center right) are now familiar with the academy routine and the work required to achieve state certification.

While they may spend their days at the academy, they don't escape the uniform of the APD. Many of our officers serve as instructors for the academy. Officer

Wilmoth is pictured during her, "Report Writing" class. As a veteran officer, she knows the ins and outs of a great report and she is not afraid to hand out push-ups to facilitate the learning process.



Mental Health Report:

The following bullets detail our mental health cases and transports, as well as their associated costs, for the month.

Emergency Custody Orders Served:

January 11	8 hours waiting in the ER Campus Drive (600 Block) to JMH (10.8 mi.)	BPD Transport	Cost: \$ 151.89
January 24	7 hours waiting in the ER Campus Drive (600 Block) to JMH (10.8 mi.)	WCSO Transport	Cost: \$ 133.96
January 31	7 hours waiting in the ER Campus Drive (600 Block) to JMH (10.8 mi.)	WCSO Transport	Cost: \$ 133.96

Temporary Detention Orders Served:

January 11	18.5 hours of transport time JMH to VA Baptist - Lynchburg (364 mi.)	Two Officers	Cost: \$ 599.56
January 11	15 hours of transport time JMH to SOVA Health - Martinsville (292.4 mi.)	Two Officers	Cost: \$ 497.98
January 13	5.5 hours of transport time JMH to Twin County - Galax (178.2 mi.)		Cost: \$ 202.84

Emergency Custody Order to Temporary Detention Order

NONE THIS REPORTING PERIOD

During the month of January the police department spent **61 hours** either waiting in the ER with ECO patients or in transport of TDO patients. This came at a **direct, unsubsidized, cost to the tax payers of \$1,423.19** for the month. This equates to \$237.19 per mental health event during the month of January. Officers from the department traveled 867 miles across the Commonwealth in transport of mental health cases during the month.

In order to have an understanding of how mental health cases affect the department and the taxpayers, I have developed the following chart to track the hours and total cost associated with mental health cases each month:

	2018		2017		2016		2015	
Month	Hours	Cost	Hours	Cost	Hours	Cost	Hours	Cost
January	61	\$ 1,423.19	50	\$ 1,319.21	120	\$ 1,796.89	22.5	\$ 655.13
February			34	\$ 1,484.44	51	\$ 1,468.78	75.5	\$ 2,483.12
March			60	\$ 1,934.15	36	\$ 825.98	77.5	\$ 2,158.93
April			51.5	\$ 1,939.14	45.5	\$ 1,176.65	100.5	\$ 3,007.46
May			20.5	\$ 529.23	64.5	\$ 1,940.85	42	\$ 1,081.59
June			78	\$ 1,877.44	64.5	\$ 1,641.49	72	\$ 2,417.92
July			118.5	\$ 3,702.10	34.5	\$ 852.08	16.5	\$ 580.96
August			110.5	\$ 3,210.06	35.5	\$ 912.74	52	\$ 1,308.57
September			32	\$ 1,014.20	26	\$ 882.62	41.5	\$ 1,155.79
October			33.5	\$ 1,118.45	13	\$ 552.07	75.5	\$ 2,505.35
November			47	\$ 1,882.96	24	\$ 626.55	27	\$ 763.68
December			17	\$ 382.96	51.5	\$ 1,645.94	86	\$ 2,383.47
Totals	61	\$ 1,423.19	652.5	\$ 20,011.38	566	\$ 14,322.64	688.5	\$ 20,501.97

School Resource Officer Report

During the month of January, the following reportable offenses occurred in our schools:

Abingdon High School

Underage possession of Tobacco - 1
Assault - 2
Miscellaneous Call - 1
Hit and Run - 1

E.B. Stanley Middle School

Miscellaneous Call - 5
Welfare Check - 1

During the month of January the following non-reportable incidents occurred at Abingdon High school or E.B. Stanley Middle school.

January 10th: SRO DeBusk was advised by the custodian that he caught a student smoking in school. Officer DeBusk reviewed the security video and identified a student in an area of the school that had no after school activities. The Principal and Officer DeBusk spoke with the student about the incident and the school took the necessary disciplinary action.

Officer DeBusk checked on a student who had been absent from school for numerous days. The school is now in the process of filing charges for excessive absences.

January 18th: Officer Heath spoke to a group of 6th grade students about the dangers of sending inappropriate images over social media apps or text messaging.

January 19th: Officer DeBusk defused a situation in the hallways of the school when he observed two students in a verbal altercation. Officer DeBusk spoke to both students about the incident and advised them to separate.

January 24th: Officer Heath was approached by a teacher about concerns of a student making inappropriate comments toward staff and others. The principal and Officer Heath spoke to this student about these comments and a referral was made to the guidance counselor and Highlands Community Services.

Daily checks of doors and outside premises are performed at each school on a regular basis as well to ensure the security and safety of staff and students in the buildings.

Calls for Service:

During the month of January the department responded to 322 calls for service. We were able to close all but 16 of those calls. This gave us an overall clearance rate of 95 percent for the month. The department responded to 27 IBR reportable cases in the month of January; at the conclusion of the month, 11 remained active. This resulted in a clearance rate of 59.25 percent for all IBR offenses during the month of January.

Traffic Enforcement News:

The department conducted DMV overtime enforcement on nine dates during the month of January. Six officers worked an additional 71 hours of overtime resulting in seventy (70) traffic stops, which yielded 62 summons and 20 warnings. Twenty-nine (29) citations were for speed violations, eighteen (18) were for inspection violations, five (5) were for OL/Suspended License, four (4) were for seatbelt violations, three (3) violations were for Registration Infractions, and three (3) were for non-moving violations. In addition to the traffic citations, officers also made one arrest as a result of the additional enforcement. This came at a cost of \$1,656.23, which is reimbursed through the grant.

As always, I am eager to address any questions or concerns you may have concerning the operations of the police department.

Abingdon Police Department

Monthly Statistics

January 2018

Complaints - Non Criminal	
Abandoned Vehicles	4
Accidental Death/Non Traffic	0
Accidental Injury/Non Traffic	0
Accidental Property Damage	0
Alarms	45
Animal Calls	8
Assist Citizen	0
Assist Other Agency	12
Civil Disputes	8
Death Investigation	0
Dispute/Family	9
Dispute/Non Family	4
Dispute/Unknown Relation	0
Fire/Rescue	4
Hazardous Materials	0
Hit and Run	5
Inoperative Vehicle	0
Mental Health	0
Miscellaneous Calls	48
Missing Persons	1
Property Lost/Found	5
Suicide/Attempted	0
Suspicious Incidents/Persons	45
Traffic Complaints	51
Welfare Checks	22
Window/Door Open	1
Total Non Criminal	272

Juvenile Related	
Custody Disputes	0
Curfew Violations	0
Truancy	0
Tobacco Violations	1
Unable to Control	0
Miscellaneous	0

Traffic Charges	
Attempt to Elude	0
Drive Revoked/Suspended	9
Equipment Violation	3
Fail to Drive to Right	0
Fail to Obey Sign/Light	1
Fail to Yield	3
Follow Too Closely	0
Improper Lane Change	0
Inspection Violation	42
No Insurance	0
No O.L.	5
Reckless Driving	2
Reckless Driving by Speed	0
Refusal	0
Registration Violation	9
Seatbelt Violation	5
Speeding 10 - 19 Over	29
Speeding 20 or More Over	7
All Other	4
Total Traffic	119

Traffic Complaints	
Assist Motorist	4
Crash/Priv. Property	0
Crash/Street	32
Directing	0
Funeral Escorts	4
Road Hazards	0
Miscellaneous	0
Parking Complaint	8
Reckless Driving	3
Suspended OL	0

Alcohol Related	
Drinking in Public	0
DUI	3
Public Intoxication	3
Underage Possession	0
Illegal Sale	0
Other	0

Complaints - Criminal	
Alcohol Related	0
Arson	0
Assault on Family	3
Assault on Non Family	4
Auto Theft	0
Bad Check	1
Burglary of Business	0
Burglary of Residence	1
Burglary Other	0
Child Abuse/Neglect	0
Counterfeiting	0
Destruction of Property	1
Disorderly Conduct	0
Drugs	1
Embezzlement	0
Extortion/Blackmail	0
False Pretenses/Credit Card	0
Forgery	0
Forcible Rape	1
Fraud	0
Gambling	0
Harassment	0
Homicide	0
Impersonation	0
Kidnap/Abduction	0
Larceny	7
Motor Vehicle Theft	0
Noise Ordinance	1
Other Offenses	0
Ordinance Violations	1
Paper Service (Arrests)	20
Peeping Tom	0
Protective Order Violations	0
Protective Orders Served	0
Prowlers	1
Pursuits	0
Robbery	1
Runaway	0
Sexual Offenses	1
Threatening	0
Town Tax Violation	0
Trespassing	0
Weapons Law Violations	0

Criminal Arrests	
Abduction	0
Alcohol - All Other	0
Alcohol - Unlawful Poss.	0
Arson	0
Assault/Battery - Police	0
Assault/Battery - Non Fam.	1
Assault/Battery - Family	0
Aggravated Assault	0
Breaking and Entering	0
Child Endangerment	1
DIP	3
DUI	1
Destruction of Property	0
Drugs	0
Embezzlement	0
False Identity to Police	0
Forgery	0
Failure to have BL	0
Fraud	0
Grand Larceny	0
Homicide	0
Identity Theft	0
Larceny	0
Larceny by Check	0
Littering	0
Miscellaneous	1
Make a Display of Privates	0
Noise Violations	0
Obstruction of Justice	0
Paper Service	0
Possess Controlled Sub	0
Possess Vapor	0
Protective Order Violation	0
Resisting Arrest	0
Robbery	0
Sexual Assault	2
Sexual Offense (Non Force)	0
Shoplifting	0
Stalking	0
Threats to Bomb	0
Threats by Mail/Telephone	0
Trespassing	0
Weapons Violations	0

Total Criminal 44

Speed Violations by Location	
West Main Street	23
Hillman Highway	2
East Main Street	2
Russell Road	2
Route 19	1
Green Spring Road	2
Old Eleven Drive	1
Jonesboro Road	4

Total Arrests 9

Average Speed Over
Posted Limit: 16.2

Parking Tickets Issued: 4

Daily Activity Log Totals	
Event Type	Count
911 Hang-Up	4
Alarm Activation	45
Animal Complaint	9
Area Check	1,126
Assist Motorist	6
Assist Other Police/Sheriff Department	5
Attempted Paper Service	2
Bank Check	334
Business Check	2,847
Civil Dispute	8
Fire/Rescue	4
Funeral Escort	3
Miscellaneous	98
Noise Complaint	1
Residence Check	207
School Check	82
Suspicious Incident/Person	41
Suspicious Vehicle	2
Vehicle Stop	189
Warning Citation	89
Warrant	16
Welfare Check	23
Totals	5,141

Abingdon Police Department

Training Report

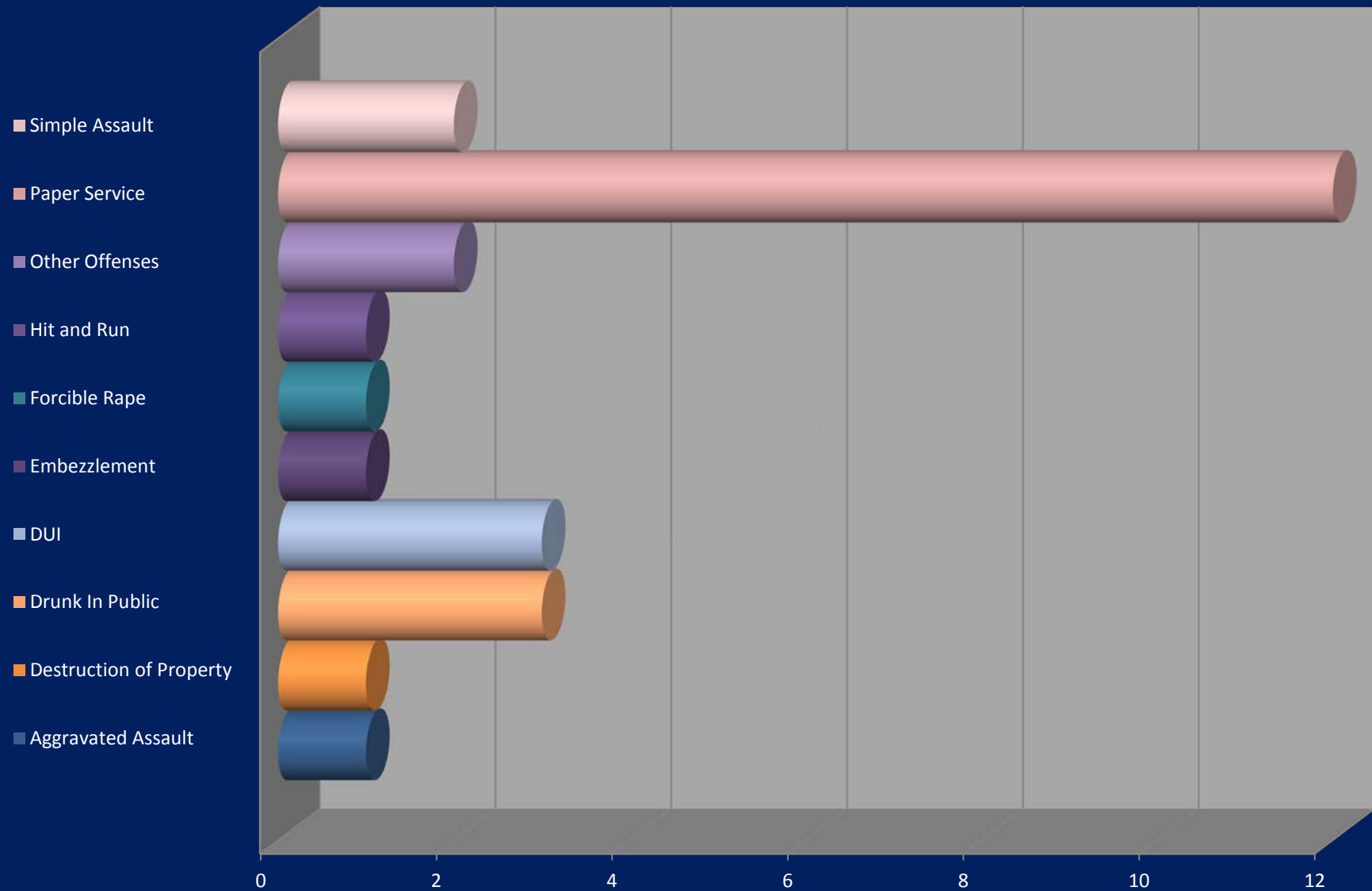
January 2018

Training Date(s)	Training Location	Number of Hours	Number Attending	Course Description/Title
January 9, 2018	Abingdon Police Department	4	5	Taser Operator
January 15 - 19, 2018	Southwest Law Enforcement Academy	40	2	Basic Law Enforcement Training
January 22 - 26, 2018	Southwest Law Enforcement Academy	40	2	Basic Law Enforcement Training
January 29 - 31, 2018	Southwest Law Enforcement Academy	24	2	Basic Law Enforcement Training
Total Training Hours		228		
Total Officers Trained		7		

Training Provided

Training Date(s)	Training Location	Number of Hours	Number Attending	Course Description/Title
January 9, 2018	Abingdon Police Department	4	2	Taser Operator
January 16 - 19, 2018	Southwest Law Enforcement Academy	24	1	Basic Law
January 31, 2018	Southwest Law Enforcement Academy	8	1	Report Writing
Total Training Hours		40		
Total Trainers		4		

Monthly Arrest Totals January 2018



Vehicle Crashes by Location

January 2018

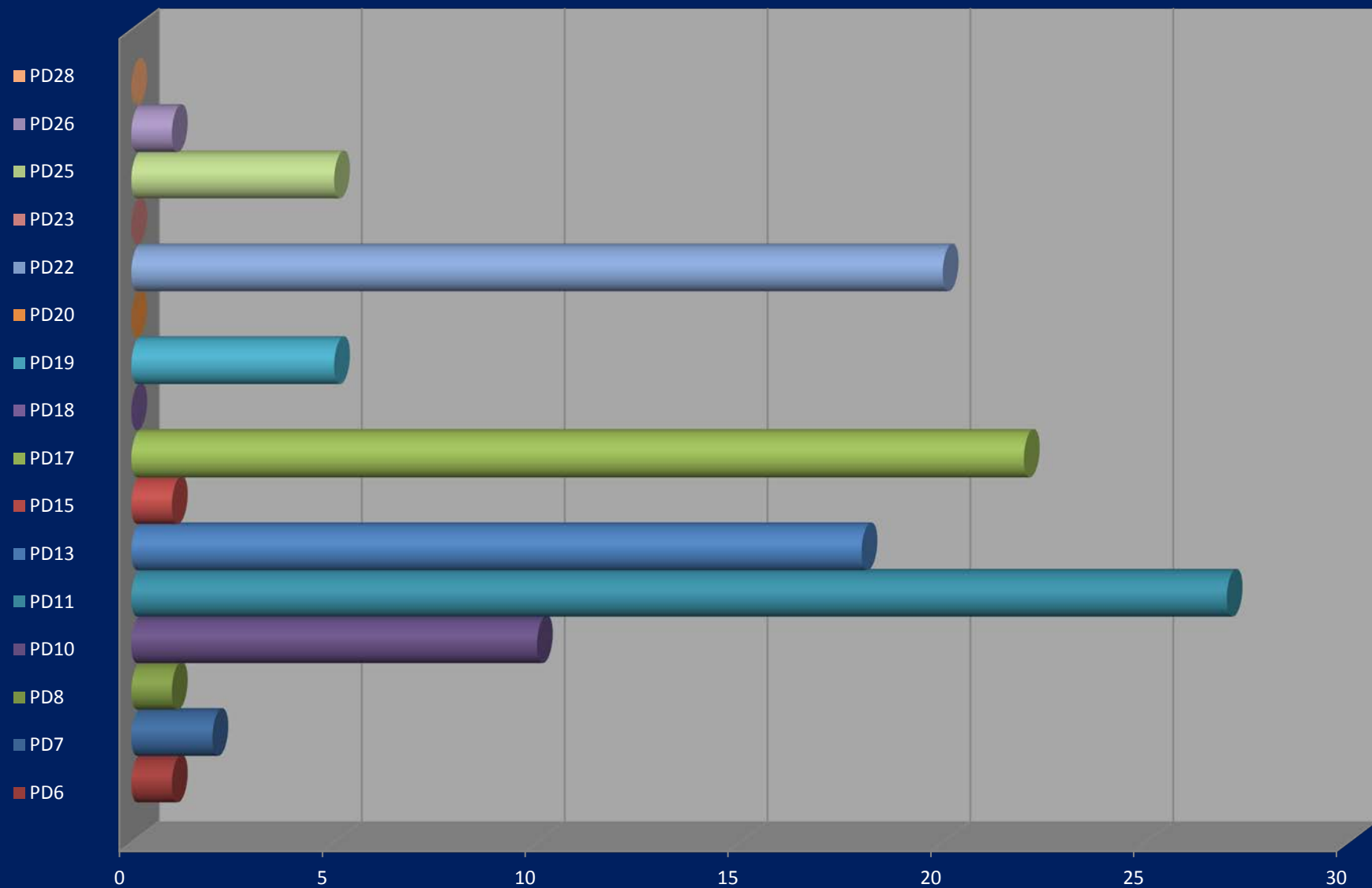
Location	Single Vehicle	Two Vehicles	Three Vehicles	Four Vehicles	Five Vehicles	Total Crashes
Colonial Road		1				1
Cook Street		1				1
Cummings Street	1	5				6
Deadmore Street		1				1
East Main Street	1	3	1			5
East Valley Street	1					1
Elm Street		1				1
I-81 Exit 14		1				1
I-81 Exit 17		1				1
Jonesboro Road		3				3
Kings Mountain Dr	1					1
Lowry Drive	1					1
Pecan Street		2				2
Russell Road		1				1
Trigg Street		1				1
Vances Mill Road	1					1
Walden Road	1					1
West Main Street		2				2
West Valley Street	1	2				3
Totals	8	25	1			34

Target Enforcement Zones - Officer Initiated - January 2018

	PD6	PD7	PD8	PD10	PD11	PD12	PD13	PD15	PD17	PD18	PD19	PD20	PD22	PD23	PD25	PD26	PD27	PD28	Totals
A Street	0	0	0	0	0	0	0	0	0	0	0	0	0	0	0	0	0	0	0
Baugh Ln	0	0	0	1	0	0	0	0	0	0	0	0	0	0	0	0	0	0	1
Bradley Street	0	0	0	0	0	0	0	0	0	0	0	0	0	0	0	0	0	0	0
Colonial Rd	0	0	0	0	0	0	3	0	0	0	0	0	0	0	0	0	0	0	3
Court St	0	0	0	0	0	0	0	0	0	0	0	0	0	0	0	0	0	0	0
Cummings St	0	0	0	0	2	0	0	0	0	0	1	0	0	0	0	0	0	0	3
Deadmore St	0	0	0	0	0	0	0	0	0	0	0	0	0	0	0	0	0	0	0
East Main St	0	0	0	2	10	0	1	1	10	0	2	0	4	0	1	0	0	0	31
East Valley St	0	0	0	0	0	0	0	0	1	0	0	0	0	0	0	0	0	0	1
Green Spring Rd	0	0	0	0	2	0	1	0	0	0	0	0	4	0	0	0	0	0	7
Hillman HWY	0	0	0	0	0	0	0	0	0	0	0	0	0	0	0	0	0	0	0
Lowry Drive	0	0	0	0	0	0	0	0	0	0	0	0	0	0	0	0	0	0	0
Nicholas St	0	0	0	0	0	0	0	0	0	0	0	0	0	0	0	0	0	0	0
Oakland St	0	0	0	0	0	0	0	0	0	0	0	0	0	0	0	0	0	0	0
Preston St	0	0	0	0	0	0	0	0	0	0	0	0	0	0	0	0	0	0	0
Rt. 19	1	0	0	0	0	0	1	0	0	0	0	0	0	0	0	0	0	0	2
Russell Rd	0	1	0	0	2	0	1	0	0	0	1	0	0	0	0	0	0	0	5
Stone Mill Rd	0	0	0	0	0	0	0	0	0	0	0	0	0	0	0	0	0	0	0
Thompson Dr	0	0	0	0	0	0	0	0	0	0	0	0	0	0	0	0	0	0	0
Walden Rd	0	0	0	0	1	0	0	0	1	0	0	0	0	0	0	0	0	0	2
West Main St	0	0	0	5	8	0	11	0	6	0	1	0	12	0	4	1	0	0	48
West Valley St	0	0	0	2	0	0	0	0	0	0	0	0	0	0	0	0	0	0	2
Whites Mill Rd	0	0	0	0	0	0	0	0	0	0	0	0	0	0	0	0	0	0	0
Wyndale Rd	0	0	0	0	0	0	0	0	0	0	0	0	0	0	0	0	0	0	0
Other Location	0	1	1	0	2	0	0	0	4	0	0	0	0	0	0	0	0	0	8
Totals	1	2	1	10	27	0	18	1	22	0	5	0	20	0	5	1	0	0	113

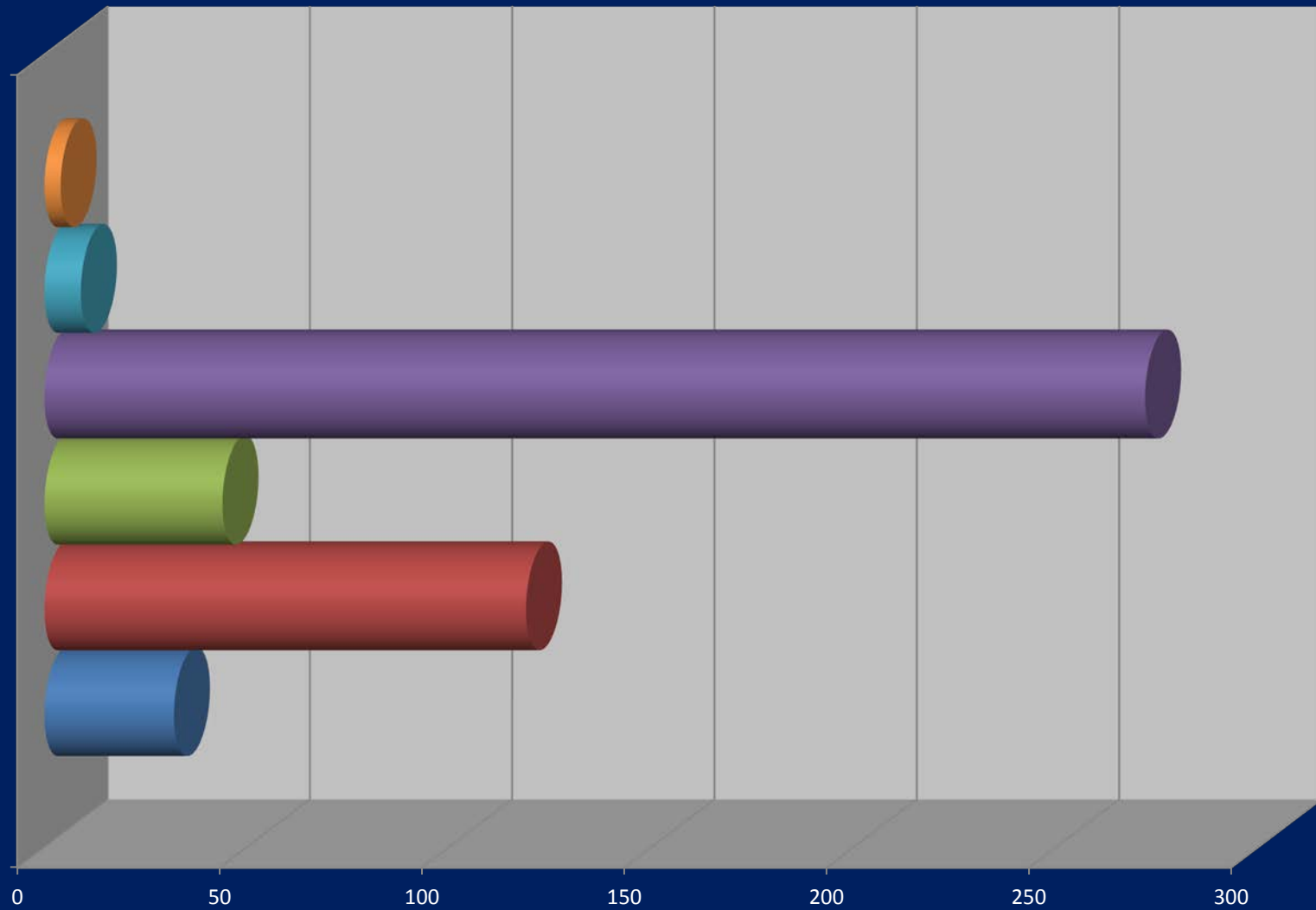
<div style="background-color: yellow; width: 20px; height: 10px; display: inline-block; margin-right: 5px;"></div> Sgt. Lucy Officer Cordle Officer Farris Officer Graham	<div style="background-color: green; width: 20px; height: 10px; display: inline-block; margin-right: 5px;"></div> Sgt. Eades Officer Boone Officer Greer	<div style="background-color: blue; width: 20px; height: 10px; display: inline-block; margin-right: 5px;"></div> Sgt. Finney Officer Brummitt Officer Hagy Officer Richardson	<div style="background-color: red; width: 20px; height: 10px; display: inline-block; margin-right: 5px;"></div> Sgt. Weaver Officer Carty Officer Tate Officer Wilmoth	<div style="background-color: orange; width: 20px; height: 10px; display: inline-block; margin-right: 5px;"></div> Officer Heath Officer DeBusk
--	--	--	---	--

Citations By Officer - Officer Initiated January 2018



Call Volume Monthly Comparison

Jan-18



PARKING TICKETS

CRIMINAL ARRESTS

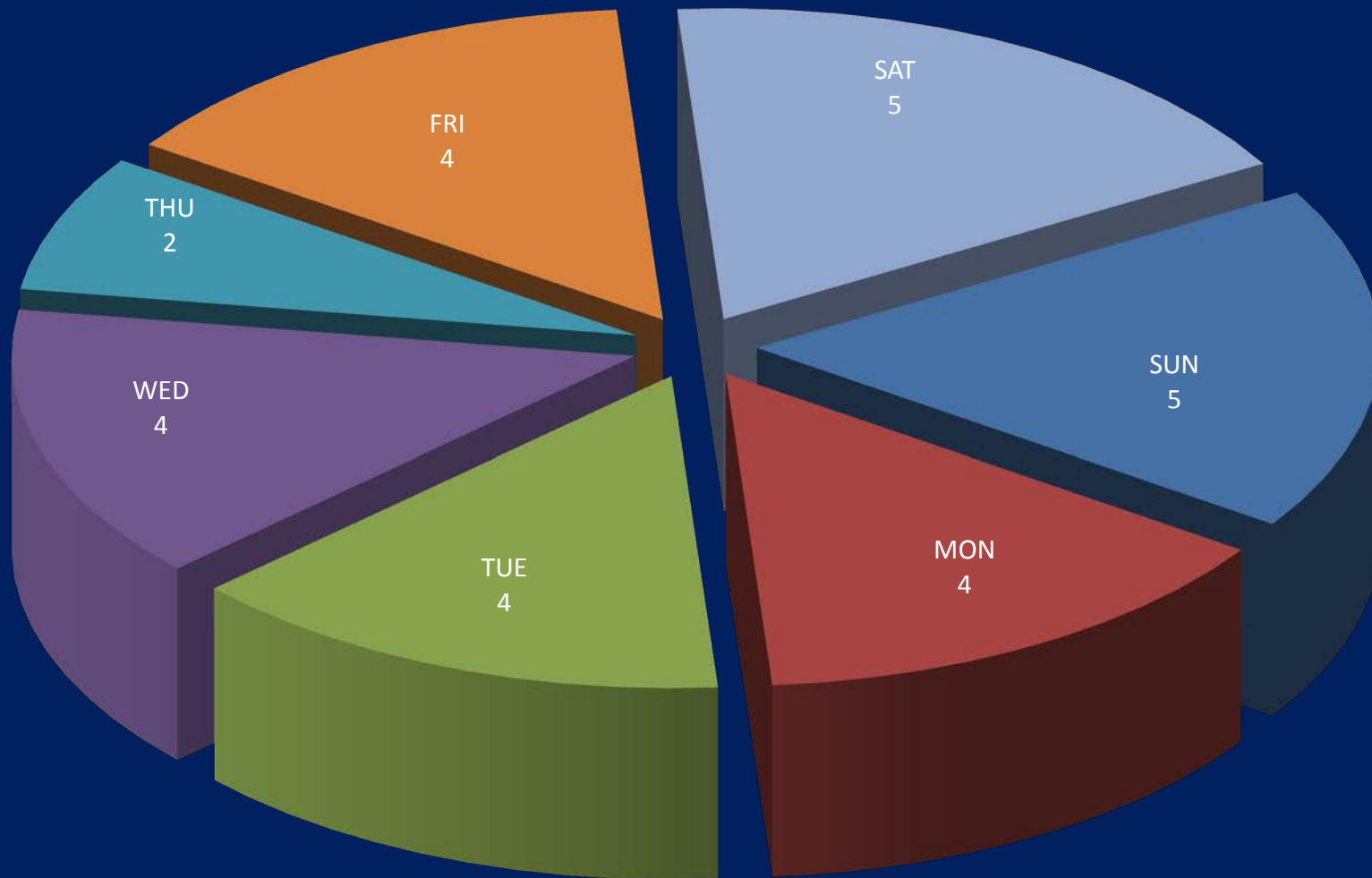
GENERAL COMPS.

CRIMINAL COMPS.

TRAFFIC CITATIONS

TRAFFIC CRASHES

Group I Offenses by Day of the Week January 2018



Group I Offenses by Time of Day January 2018

