



September 5, 2017

**To:** Mayor Lowe, Vice -Mayor Humphreys, Council Members Craig, Howard, and Patterson

**Cc:** Greg Kelly, Town Manager

**From:** P.A. Sullivan, Chief of Police

**Department News:**

August! What a month! The annual Virginia Highlands Festival always starts the month at a fast pace! The festival was full of music, food, and visitors. With the close of the festival on the 6th, we transitioned to prepare for the opening of schools and the increase in traffic.



On August 10th, Sgt. Duncan and Officer Wilmoth provided a bicycle safety class for the local Trail Life troop. The officers were well received and the members of the troop readily accepted instruction.



Like the rest of our half of the country, the police department was caught up in eclipse mania. Officer Brummitt and Officer Richardson even modeled appropriate, and inappropriate, eclipse viewing glasses. Officer Lucy used his time off to take his family to a total eclipse viewing area and captured several unique photos. The photo depicted is one of the best.



The beginning of the new school year brings a new football season. This year, the Falcons opened at home against John Battle. The players took the field for the first home game lead by the American Flag and the Thin Blue Line flag in support of law enforcement officers. We really

appreciate the team honoring our country with the American Flag and their support of law enforcement.



## **Mental Health Report:**

The following bullets detail our mental health cases and transports, as well as their associated costs, for the month.

### **Emergency Custody Orders Served:**

August 2	4 hours waiting in the ER 481 Bradley Street to JMH (11.8 mi.)	Cost: \$ 79.55
August 5	6.5 hours waiting in the ER 802 Hillman HWY to JMH (7.8 mi.) WCSO Transport	Cost: \$ 122.72
August 8	8 hours waiting in the ER 610 Campus Drive to JMH (15.4 mi.) Saltville Transport	Cost: \$ 154.38
August 10	8 hours waiting in the ER 802 Hillman HWY to JMH (7.8 mi.) Bristol Transport	Cost: \$ 150.01

### **Temporary Detention Orders Served:**

August 4	2 hours of transport time JMH to SWSMH - Marion (52.96 mi.)	Cost: \$ 66.95
August 5	2 hours of transport time - JMH to Clear View - Lebanon (51.66 mi.)	Cost: \$ 66.20
August 13	6 hours of transport time JMH to Lewis-Gale Salem (248.4 mi.)	Cost: \$ 252.33
August 16	1.5 hours of transport time - JMH to SWSMH - Marion (52.96 mi.)	Cost: \$ 57.83
August 20	1.5 hours of transport time JMH to SWSMH - Marion (52.96 mi.)	Cost: \$ 57.83

### **Emergency Custody Order to Temporary Detention Order**

August 10	31 hours waiting in the ER and transport time (2 Officers) 802 Hillman HWY to JMH (7.8 mi.) JMH to Poplar Springs - Petersburg (597.6 mi.)	Cost: \$ 997.30
August 15	30.5 hours waiting in the ER and transport time Morningside Drive to JMH (7.4 mi.) JMH to VCU - Richmond (612.2 mi.)	Cost: \$ 993.37
August 25	9.5 hours waiting in the ER and transport time 481 Bradley Street to JMH (13.5mi.) JMH to SWSMH - Marion (52.96 mi.)	Cost: \$ 211.59

During the month of August the police department spent **110.5 hours** either waiting in the ER with ECO patients or in transport of TDO patients. This came at a **direct, unsubsidized, cost to the tax payers of \$3,210.06** for the month. This equates to \$267.51 per mental health event

during the month of August. Officers from the department traveled 1,793.2 miles in transport of mental health cases.

In order to have an understanding of how mental health cases affect the department and the taxpayers, I have developed the following chart to track the hours and total cost associated with mental health cases each month:

### Mental Health Transportation Expenses by Month/Year

	2017		2016		2015		2014	
Month	Hours	Cost	Hours	Cost	Hours	Cost	Hours	Cost
January	50	\$ 1,319.21	120	\$ 1,796.89	22.5	\$ 655.13	19	\$ 546.60
February	34	\$ 1,484.44	51	\$ 1,468.78	75.5	\$ 2,483.12	30	\$ 846.88
March	60	\$ 1,934.15	36	\$ 825.98	77.5	\$ 2,158.93	27	\$ 914.59
April	51.5	\$ 1,939.14	45.5	\$ 1,176.65	100.5	\$ 3,007.46	16.5	\$ 455.70
May	20.5	\$ 529.23	64.5	\$ 1,940.85	42	\$ 1,081.59	21	\$ 603.53
June	78	\$ 1,877.44	64.5	\$ 1,641.49	72	\$ 2,417.92	23.5	\$ 941.93
July	118.5	\$ 3,702.10	34.5	\$ 852.08	16.5	\$ 580.96	54	\$ 1,721.92
August	110.5	\$ 3,210.06	35.5	\$ 912.74	52	\$ 1,308.57	26	\$ 866.73
September			26	\$ 882.62	41.5	\$ 1,155.79	32	\$ 1,026.53
October			13	\$ 550.07	75.5	\$ 2,505.35	40	\$ 1,198.75
November			24	\$ 626.55	27	\$ 763.68	21.5	\$ 748.83
December			51.5	\$ 1,645.94	86	\$ 2,383.47	25.5	\$ 730.81
<b>Totals</b>	<b>523</b>	<b>\$ 15,995.77</b>	<b>566</b>	<b>\$ 14,322.64</b>	<b>688.5</b>	<b>\$ 20,501.97</b>	<b>336</b>	<b>\$ 10,602.80</b>

### **School Resource Officers Report - August**

Schools opened on August 9th. Officer Heath is working both the middle and high school until Officer DeBusk can be transferred to Abingdon High School.

**Calls for Service:**

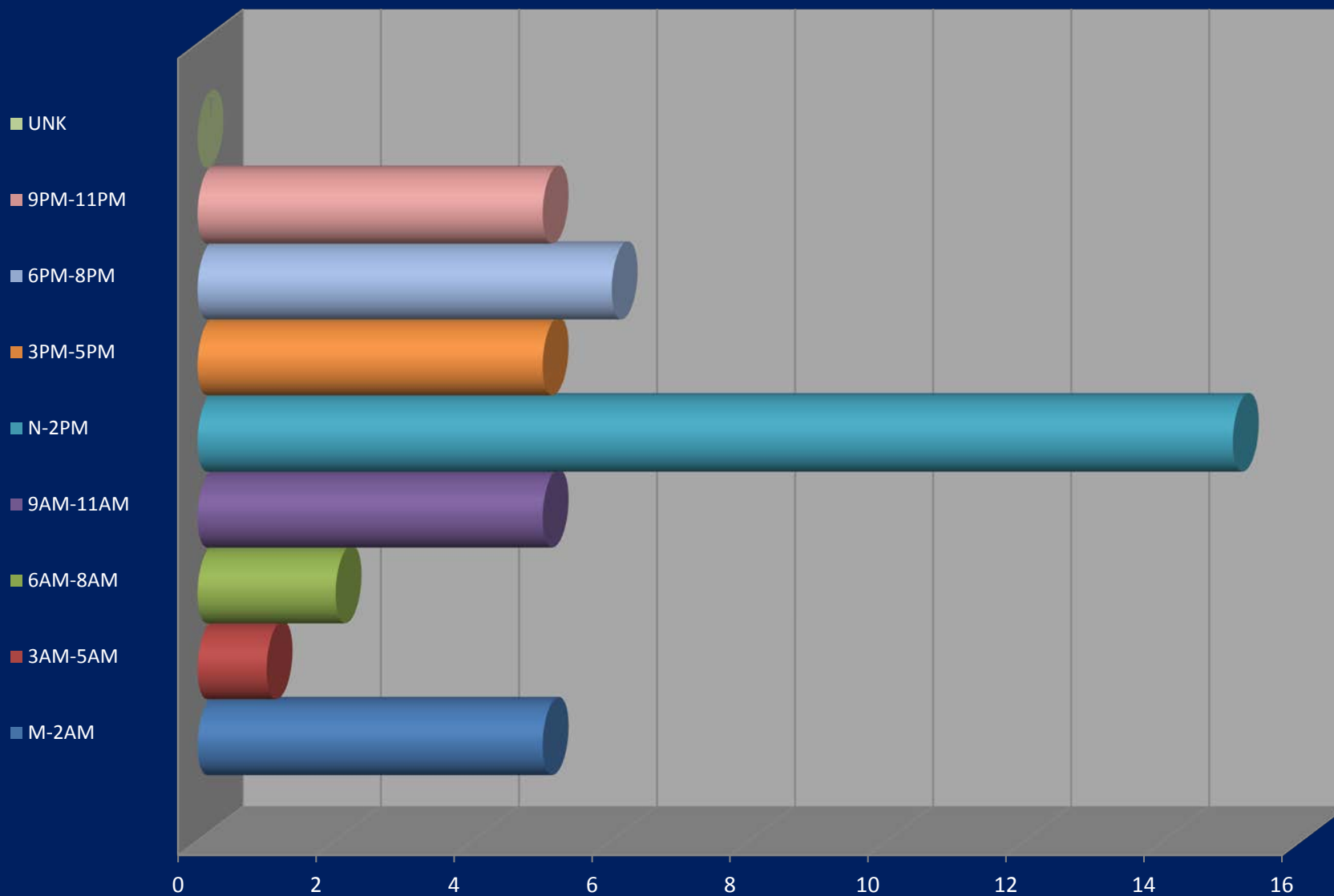
For the month of August the department responded to 402 calls for service. We were able to close all but 15 of those calls. This gave us an overall clearance rate of 96.2 percent for the month. The department responded to 41 IBR reportable cases in the month of August; at the conclusion of the month, 10 remained active. This resulted in a clearance rate of 75.6 percent for all IBR offenses during the month of August.

**Traffic Enforcement News:**

The department conducted DMV overtime enforcement on eight dates during the month of August. Five officers worked an additional 51 hours of overtime resulting in fifty (50) traffic stops, which yielded 43 summons and 14 warnings. Twenty-five (25) citations were for speed violations, ten (10) were for inspection violations, five (5) were registration violations, one (1) for driving suspended, one (1) for an expired license, and one for a non-moving violation. This came at a cost of \$1,219.73, which is reimbursed through the grant.

As always, I am eager to address any questions or concerns you may have concerning the operations of the police department.

## Group I Offenses by Time of Day August 2017



**Abingdon Police Department**  
Monthly Statistics  
August 2017

Complaints - Non Criminal	
Abandoned Vehicles	3
Accidental Death/Non Traffic	0
Accidental Injury/Non Traffic	0
Accidental Property Damage	0
Alarms	44
Animal Calls	2
Assist Citizen	1
Assist Other Agency	19
Civil Disputes	9
Death Investigation	0
Dispute/Family	12
Dispute/Non Family	8
Dispute/Unknown Relation	2
Fire/Rescue	7
Hazardous Materials	0
Hit and Run	4
Inoperative Vehicle	0
Mental Health	0
Miscellaneous Calls	51
Missing Persons	3
Property Lost/Found	6
Suicide/Attempted	2
Suspicious Incidents/Persons	64
Traffic Complaints	58
Welfare Checks	24
Window/Door Open	0
<b>Total Non Criminal</b>	<b>319</b>

Juvenile Related	
Custody Disputes	0
Curfew Violations	0
Truancy	0
Tobacco Violations	1
Unable to Control	0
Miscellaneous	0

Traffic Charges	
Attempt to Elude	0
Drive Revoked/Suspended	2
Equipment Violation	1
Fail to Drive to Right	0
Fail to Obey Sign/Light	2
Fail to Yield	3
Follow Too Closely	2
Improper Lane Change	0
Inspection Violation	19
No Insurance	1
No O.L.	7
Reckless Driving	0
Reckless Driving by Speed	0
Refusal	0
Registration Violation	13
Seatbelt Violation	0
Speeding 10 - 19 Over	27
Speeding 20 or More Over	10
All Other	1
<b>Total Traffic</b>	<b>88</b>

Traffic Complaints	
Assist Motorist	3
Crash/Priv. Property	0
Crash/Street	37
Directing	0
Funeral Escorts	3
Road Hazards	0
Miscellaneous	12
Parking Complaint	0
Reckless Driving	3
Suspended OL	0

Alcohol Related	
Drinking in Public	0
DUI	1
Public Intoxication	2
Underage Possession	0
Illegal Sale	0
Other	0



Complaints - Criminal	
Alcohol Related	0
Arson	0
Assault on Family	0
Assault on Non Family	5
Auto Theft	0
Bad Check	2
Burglary of Business	0
Burglary of Residence	1
Burglary Other	0
Child Abuse/Neglect	0
Counterfeiting	0
Destruction of Property	5
Disorderly Conduct	0
Drugs	2
Embezzlement	0
Extortion/Blackmail	0
False Pretenses/Credit Card	0
Forgery	0
Forcible Rape	0
Fraud	0
Gambling	0
Harassment	0
Homicide	0
Impersonation	9
Kidnap/Abduction	0
Larceny	7
Motor Vehicle Theft	1
Noise Ordinance	6
Other Offenses	1
Ordinance Violations	0
Paper Service (Arrests)	33
Peeping Tom	0
Protective Order Violations	0
Protective Orders Served	0
Prowlers	2
Pursuits	0
Robbery	0
Runaway	0
Sexual Offenses	0
Threatening	0
Town Tax Violation	0
Trespassing	5
Weapons Law Violations	0

Criminal Arrests	
Abduction	0
Alcohol - All Other	0
Alcohol - Unlawful Poss.	1
Arson	0
Assault/Battery - Police	0
Assault/Battery - Non Fam.	0
Assault/Battery - Family	0
Aggravated Assault	0
Breaking and Entering	0
Child Endangerment	0
DIP	1
DUI	0
Destruction of Property	1
Drugs	0
Embezzlement	0
False Identity to Police	0
Forgery	0
Failure to have BL	0
Fraud	0
Grand Larceny	0
Homicide	0
Identity Theft	0
Larceny	0
Larceny by Check	0
Littering	0
Miscellaneous	0
Make a Display of Privates	0
Noise Violations	0
Obstruction of Justice	0
Paper Service	0
Possess Controlled Sub	2
Possess Vapor	0
Protective Order Violation	1
Resisting Arrest	0
Robbery	0
Sexual Assault	0
Sexual Offense (Non Force)	0
Shoplifting	0
Stalking	0
Threats to Bomb	0
Threats by Mail/Telephone	0
Trespassing	2
Weapons Violations	0

Total Criminal79

Speed Violations by Location	
Lowry Drive	1
Green Spring Road	1
West Main Street	12
A Street	1
Jonesboro Road	12
Hillman Highway	1
Russell Road	2
Boone Street	1
Porterfield/Route 19	3
Stone Mill Road	1
Colonial Road	1
West Valley Street	1

Total Arrests8

Average Speed Over  
Posted Limit:16.9

Parking Tickets Issued:20

Daily Activity Log Totals	
Event Type	Count
Alarm Activation	47
Animal Complaint	4
Area Check	1,115
Assault Complaint	4
Assist Motorist	10
Assist Other Police/Sheriff Department	46
Bank Check	229
Business Check	3,330
Civil Dispute	10
Domestic	9
Fire/Rescue	12
Funeral Escort	3
Miscellaneous	106
Noise Complaint	4
Residence Check	13
School Check	146
Suspicious Incident/Person	53
Suspicious Vehicle	1
Vehicle Stop	90
Warning Citation	46
Warrant	3
Welfare Check	26
Total Events	5,307

# Abingdon Police Department

## Training Report

### August 2017

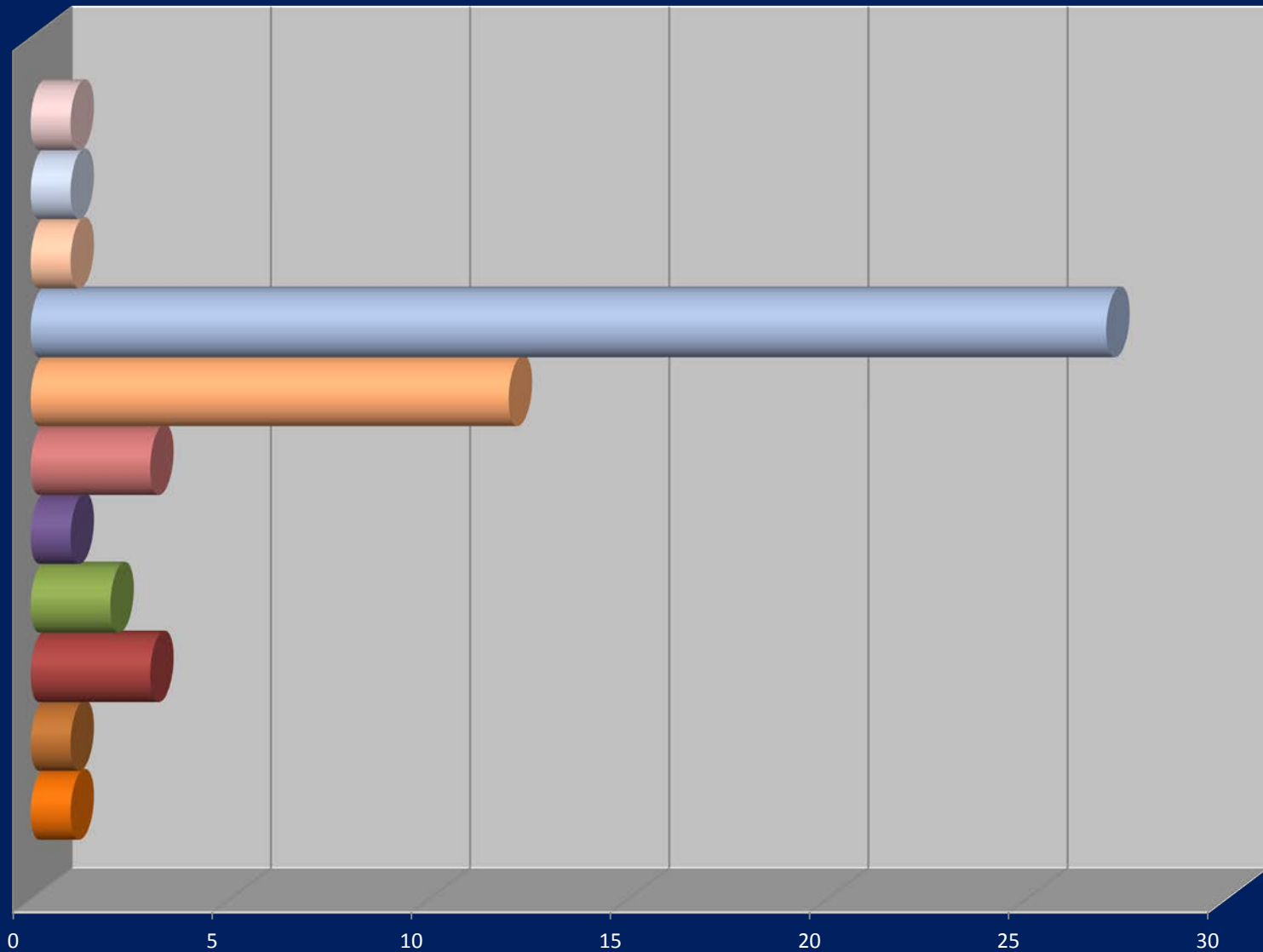
Training Date(s)	Training Location	Number of Hours	Number Attending	Course Description/Title
August 8 - 10, 2017	Norfolk, Va	20	2	School Resource Officer Training Conference
August 24, 2017	Abigndon Fire Department	1	6	Fire Response for Law Enforcement
August 29, 2017	Washington County Sheriff's Office	4	4	Project Life-Saver
<b>Total Training Hours</b>		<b>72</b>		
<b>Total Officers Trained</b>		<b>11</b>		

### Training Provided

Training Date(s)	Training Location	Number of Hours	Number Attending	Course Description/Title
August 2-3, 2017	Southwest Law Enforcement Academy	16	1	Report Writing
August 17, 2017	Southwest Law Enforcement Academy	12	1	Child/Elder Abuse
August 23, 2017	Southwest Law Enforcement Academy	16	1	Crime Scene Processing
August 28, 2017	Southwest Law Enforcement Academy	16	1	Drug Recognition
<b>Total Training Hours</b>		<b>60</b>		
<b>Total Trainers</b>		<b>4</b>		

August 2017

- Trespass
- Simple Assault
- Shoplifting
- Paper Service
- Other Offenses
- Larceny/False Pretense
- DUI
- Drunk In Public
- Drug Violation
- Destruction of Property
- Alcohol Violation




## Vehicle Crashes by Location


### August 2017

Location	Single Vehicle	Two Vehicles	Three Vehicles	Four Vehicles	Five Vehicles	Total Crashes
A Street		1				1
Baugh Lane		1				1
Cummings Street		6				6
Deadmore Street		1				1
East Main Street		3				3
Green Spring Road		1				1
Hillman HWY		1				1
Jonesboro Road		1				1
Lowry Drive		1				1
Old Eleven Drive		1				1
Pecan Street		1				1
Porterfield HWY		1				1
Stanley Street		1				1
Walden Road		1				1
Wall Street		1				1
West Main Street		8				8
<b>Totals</b>		<b>30</b>				<b>30</b>


## Target Enforcement Zones - Officer Initiated - August 2017

	PD5	PD6	PD7	PD8	PD11	PD12	PD13	PD15	PD17	PD18	PD19	PD20	PD22	PD23	PD25	PD26	PD27	PD28	Totals
A Street	0	0	0	0	0	0	0	0	0	0	0	0	1	0	0	0	0	0	1
Baugh Ln	0	0	0	0	0	0	0	0	0	0	0	0	0	0	0	0	0	0	0
Bradley Street	0	0	0	0	0	0	0	0	0	0	0	0	0	0	0	0	0	0	0
Colonial Rd	0	0	0	1	0	0	0	0	0	0	0	0	0	0	0	0	0	0	1
Court St	0	0	0	0	0	0	0	0	0	0	0	0	0	0	0	0	0	0	0
Cummings St	0	0	0	0	0	0	0	1	2	0	0	0	2	0	0	0	1	0	6
Deadmore St	0	0	0	0	0	0	0	0	0	0	0	0	0	0	0	0	0	0	0
East Main St	0	0	0	0	0	0	0	2	5	0	0	0	0	0	1	0	0	0	8
East Valley St	0	0	0	0	0	0	0	0	0	0	0	0	0	0	0	0	0	0	0
Green Spring Rd	0	0	0	0	0	0	0	0	0	0	0	0	0	0	0	0	0	0	0
Hillman HWY	0	0	0	0	0	0	0	0	1	0	0	0	0	0	0	0	0	0	1
Lowry Drive	0	0	0	0	1	0	0	0	0	0	0	1	0	0	0	0	0	0	2
Nicholas St	0	0	0	0	0	0	0	0	0	0	0	0	0	0	0	0	0	0	0
Oakland St	0	0	0	0	0	0	0	0	0	0	0	0	0	0	0	0	0	0	0
Preston St	0	0	0	0	0	0	0	0	0	0	0	0	0	0	0	0	0	0	0
Rt. 19	0	4	0	0	0	0	0	0	1	0	0	0	1	0	0	0	0	0	6
Russell Rd	0	0	0	0	0	0	0	0	2	0	0	0	0	0	0	0	0	0	2
Stone Mill Rd	0	0	0	0	0	0	0	0	0	0	0	0	0	0	0	0	0	0	0
Thompson Dr	0	0	0	0	0	0	0	0	0	0	0	0	0	0	0	0	0	0	0
Walden Rd	0	0	0	0	0	0	0	0	0	0	0	0	0	0	0	0	0	0	0
West Main St	0	0	0	1	9	0	0	6	4	0	2	0	12	0	0	1	1	0	36
West Valley St	0	0	0	0	0	0	0	0	0	0	0	0	0	0	0	0	0	0	0
Whites Mill Rd	0	0	0	0	0	0	0	0	0	0	0	0	0	0	0	0	0	0	0
Wyndale Rd	0	0	0	0	0	0	0	0	0	0	0	0	0	0	0	0	0	0	0
Other Location	0	0	0	0	10	0	0	0	4	0	0	0	3	0	0	0	0	0	17
<b>Totals</b>	0	4	0	2	20	0	0	9	19	0	2	1	19	0	1	1	2	0	80

 Sgt. Overbay  
 Officer Cordle  
 Officer DeBusk  
 Officer Farris  
 Officer Lucy

 Sgt. Duncan  
 Officer Boone  
 Officer Eades  
 Officer Greer

 Sgt. Finney  
 Officer Brummitt  
 Officer Hagy  
 Officer Richardson

 Sgt. Weaver  
 Officer Carty  
 Officer Tate  
 Officer Wilmoth

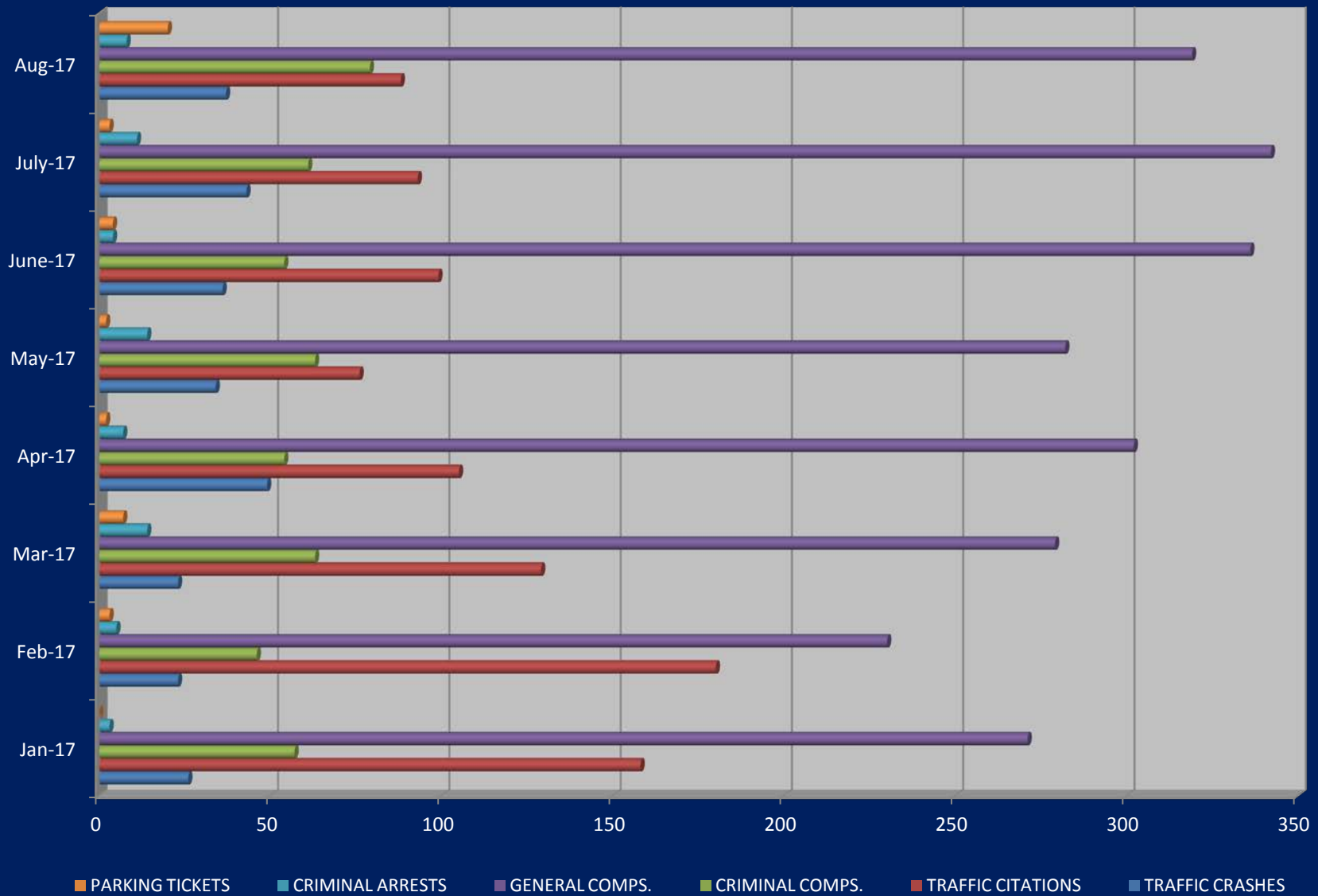
 Officer Heath

## Citations By Officer - Officer Initiated July 2017





## Call Volume Monthly Comparison



## Group I Offenses by Day of the Week August 2017

