



August 1, 2017

**To:** Mayor Lowe, Vice -Mayor Humphreys, Council Members Craig, Howard, and Patterson

**Cc:** Greg Kelly, Town Manager

**From:** P.A. Sullivan, Chief of Police

**Department News:**

July was a busy month! By celebrating the 4th on the 1st we jumped in to the month at full speed. We had a tremendous turn out for the Fourth of July Extravaganza! Although a brief shower tried to drive away those in attendance, thousands remained for the foam pit, music, and fireworks display.



In employee news, July marked the end of the law enforcement career of Officer Allan Hay, who retired on August 1, 2017. Allan has served the citizens of Abingdon since December 28, 1987, most recently as a School Resource Officer at Abingdon High School. Allan will be missed by all of us. His easy demeanor, sense of humor, knowledge of the town, and its citizens has been a great benefit for the department. We wish Allan all of the best in the years to come.



Officer Scott DeBusk has been selected as the next School Resource Officer at Abingdon High School. Scott will assume his duties once an officer is trained to take his position as a patrol officer. We wish Scott all of the best with his new assignment.



July also brought several opportunities to serve the public through special events and charitable works :

- July 21<sup>st</sup>- Chief Sullivan spoke at the Rotary meeting with representatives

from Blood Assurance about the importance of donating blood and the upcoming Battle of the Badges blood drive.

- July 28<sup>th</sup>-August 6<sup>th</sup>- The Virginia Highlands Festival kicked off with great weather and tremendous crowds. Main Street on opening Saturday looked like the Main Street of fifteen years ago.
- July 28<sup>th</sup>- Battle of the Badges Blood Drive. This was a very big day for blood donation. We ended the day with 141 usable donations. We had a goal of 200, but mother nature decided differently a little over half-way through the event. However, many were not discouraged by the rain and arrived to give in spite of the soggy day. In the end, the Washington County Life Saving Crew took home the crown, again, with the police department second and the fire department close behind in third. No matter the winner, the real winners are the people who receive the blood donations. A special thank you to the Abingdon Fire Department and the Washington County Life Saving Crew for bringing staff and equipment out for this event. We could not have accomplished this without them and their efforts.



## Mental Health Report:

The following bullets detail our mental health cases and transports, as well as their associated costs, for the month.

### Emergency Custody Orders Served:

July 25	8 hours waiting in the ER 610 Campus Drive to JMH (15.4 mi.) Glade Spring Transport	Cost: \$ 154.38
July 27	7.5 hours waiting in the ER 610 Campus Drive to JMH (15.4 mi.) Marion Transport	Cost: \$ 145.28

### Temporary Detention Orders Served:

July 12	2 hours of transport time JMH to SWSMH - Marion (52.96 mi.)	Cost: \$ 66.95
July 15	4 hours of transport time - JMH to Green Oaks - Clintwood (131.2 mi.)	Cost: \$ 148.44
July 18	25 hours of transport time - two officers JMH to Spotsylvania Medical Center - Fredericksburg (605.8 mi.)	Cost: \$ 866.56
July 25	1.5 hours of transport time - JMH to SWSMH - Marion (52.96 mi.)	Cost: \$ 57.83
July 25	2.5 hours of transport time JMH to SWSMH - Marion (52.96 mi.)	Cost: \$ 76.08
July 26	23 hours of transport time - two officers JMH to Poplar Springs - Petersburg (597.6 mi.)	Cost: \$ 827.97
July 28	20 hours of transport time JMH to VCU Medical Center - Richmond (612.2 mi.)	Cost: \$ 802.02
July 30	2.5 hours of transport time - JMH to Clear View - Lebanon (51.66 mi.)	Cost: \$ 75.33

### Emergency Custody Order to Temporary Detention Order

July 10	7.5 hours waiting in the ER and transport time Campus Dr to JMH (15.4 mi.) JMH to SWSMH	Cost: \$ 176.18
July 24	29 hours waiting in the ER and transport time Lauren Drive to JMH (7.4 mi.) JMH to Poplar Springs - Petersburg (597.6 mi.)	Cost: \$ 930.41
July 24	9 hours waiting in the ER and transport time Campus Drive to JMH (13.8 mi.) JMH to SWSMH - Marion (52.96 mi.)	Cost: \$ 202.64

During the month of July the police department spent **118.5 hours** either waiting in the ER with ECO patients or in transport of TDO patients. This came at a **direct, unsubsidized, cost to the tax payers of \$3,702.10** for the month. This equates to \$308.51 per mental health event during the month of July. It is worth noting that this is largest amount of time and greatest expense that the department has experienced since we began tracking the costs associated with mental health transport.

In order to have an understanding of mental health cases affect the department and the taxpayers, I have developed the following chart to track the hours and total cost associated with mental health cases each month:

### Mental Health Transportation Expenses by Month/Year

	2017		2016		2015		2014	
Month	Hours	Cost	Hours	Cost	Hours	Cost	Hours	Cost
January	50	\$ 1,319.21	120	\$ 1,796.89	22.5	\$ 655.13	19	\$ 546.60
February	34	\$ 1,484.44	51	\$ 1,468.78	75.5	\$ 2,483.12	30	\$ 846.88
March	60	\$ 1,934.15	36	\$ 825.98	77.5	\$ 2,158.93	27	\$ 914.59
April	51.5	\$ 1,939.14	45.5	\$ 1,176.65	100.5	\$ 3,007.46	16.5	\$ 455.70
May	20.5	\$ 529.23	64.5	\$ 1,940.85	42	\$ 1,081.59	21	\$ 603.53
June	78	\$ 1,877.44	64.5	\$ 1,641.49	72	\$ 2,417.92	23.5	\$ 941.93
July	118.5	\$ 3,702.10	34.5	\$ 852.08	16.5	\$ 580.96	54	\$ 1,721.92
August			35.5	\$ 912.74	52	\$ 1,308.57	26	\$ 866.73
September			26	\$ 882.62	41.5	\$ 1,155.79	32	\$ 1,026.53
October			13	\$ 550.07	75.5	\$ 2,505.35	40	\$ 1,198.75
November			24	\$ 626.55	27	\$ 763.68	21.5	\$ 748.83
December			51.5	\$ 1,645.94	86	\$ 2,383.47	25.5	\$ 730.81
<b>Totals</b>	<b>412.5</b>	<b>\$ 12,790.71</b>	<b>566</b>	<b>\$ 14,886.64</b>	<b>688.5</b>	<b>\$ 20,501.97</b>	<b>336</b>	<b>\$ 10,602.80</b>

**School Resource Officers Report - July**

**None - Schools closed for summer.**

**Calls for Service:**

For the month of July the department responded to 408 calls for service. We were able to close all but 20 of those calls. This gave us an overall clearance rate of 95.1 percent for the month. The department responded to 30 IBR reportable cases in the month of July; at the conclusion of the month, 11 remained active. This resulted in a clearance rate of 63.0 percent for all IBR offenses during the month of July.

**Traffic Enforcement News:**

The department conducted DMV overtime enforcement on seven dates during the month of July. Five officers worked an additional 42 hours of overtime resulting in thirty-nine (39) traffic stops, which yielded 27 summons and 15 warnings. Twenty (20) citations were for speed violations, two (2) were for inspection violations, two (2) were registration violations, two (2) were for driving suspended, and one for failure to obey a stop sign. In addition to the traffic citations, officers also made one arrest as a result of the additional enforcement. This came at a cost of \$1,043.65, which is reimbursed through the grant.

As always, I am eager to address any questions or concerns you may have concerning the operations of the police department.

**Abingdon Police Department**  
 Monthly Statistics  
 July 2017

Complaints - Non Criminal	
Abandoned Vehicles	3
Accidental Death/Non Traffic	0
Accidental Injury/Non Traffic	0
Accidental Property Damage	0
Alarms	50
Animal Calls	6
Assist Citizen	0
Assist Other Agency	11
Civil Disputes	8
Death Investigation	0
Dispute/Family	13
Dispute/Non Family	12
Dispute/Unknown Relation	0
Fire/Rescue	9
Hazardous Materials	0
Hit and Run	7
Inoperative Vehicle	0
Mental Health	0
Miscellaneous Calls	52
Missing Persons	2
Property Lost/Found	6
Suicide/Attempted	0
Suspicious Incidents/Persons	59
Traffic Complaints	77
Welfare Checks	27
Window/Door Open	0
<b>Total Non Criminal</b>	<b>342</b>

Juvenile Related	
Custody Disputes	0
Curfew Violations	0
Truancy	0
Tobacco Violations	1
Unable to Control	0
Miscellaneous	0

Traffic Charges	
Attempt to Elude	0
Drive Revoked/Suspended	4
Equipment Violation	2
Fail to Drive to Right	0
Fail to Obey Sign/Light	9
Fail to Yield	5
Follow Too Closely	4
Improper Lane Change	2
Inspection Violation	17
No Insurance	3
No O.L.	2
Reckless Driving	0
Reckless Driving by Speed	0
Refusal	0
Registration Violation	15
Seatbelt Violation	2
Speeding 10 - 19 Over	24
Speeding 20 or More Over	3
All Other	1
<b>Total Traffic</b>	<b>93</b>

Traffic Complaints	
Assist Motorist	10
Crash/Priv. Property	0
Crash/Street	43
Directing	0
Funeral Escorts	7
Road Hazards	0
Miscellaneous	15
Parking Complaint	0
Reckless Driving	2
Suspended OL	0

Alcohol Related	
Drinking in Public	0
DUI	1
Public Intoxication	3
Underage Possession	0
Illegal Sale	0
Other	0

Complaints - Criminal	
Alcohol Related	0
Arson	0
Assault on Family	0
Assault on Non Family	3
Auto Theft	0
Bad Check	0
Burglary of Business	0
Burglary of Residence	1
Burglary Other	0
Child Abuse/Neglect	0
Counterfeiting	2
Destruction of Property	4
Disorderly Conduct	0
Drugs	1
Embezzlement	0
Extortion/Blackmail	0
False Pretenses/Credit Card	1
Forgery	0
Forcible Rape	0
Fraud	0
Gambling	0
Harassment	0
Homicide	0
Intimidation	0
Kidnap/Abduction	0
Larceny	10
Motor Vehicle Theft	3
Noise Ordinance	7
Other Offenses	0
Ordinance Violations	2
Paper Service (Arrests)	27
Peeping Tom	0
Protective Order Violations	0
Protective Orders Served	0
Prowlers	0
Pursuits	0
Robbery	0
Runaway	0
Sexual Offenses	0
Threatening	0
Town Tax Violation	0
Trespassing	0
Weapons Law Violations	0

Criminal Arrests	
Abduction	0
Alcohol - All Other	0
Alcohol - Unlawful Poss.	0
Arson	0
Assault/Battery - Police	0
Assault/Battery - Non Fam.	0
Assault/Battery - Family	0
Aggravated Assault	0
Breaking and Entering	0
Child Endangerment	0
DIP	1
DUI	1
Destruction of Property	2
Drugs	0
Embezzlement	0
False Identity to Police	0
Forgery	0
Failure to have BL	0
Fraud	0
Grand Larceny	0
Homicide	0
Identity Theft	0
Larceny	1
Larceny by Check	0
Littering	0
Miscellaneous	3
Make a Display of Privates	0
Noise Violations	0
Obstruction of Justice	0
Paper Service	0
Possess Controlled Sub	3
Possess Vapor	0
Protective Order Violation	0
Resisting Arrest	0
Robbery	0
Sexual Assault	0
Sexual Offense (Non Force)	0
Shoplifting	0
Stalking	0
Threats to Bomb	0
Threats by Mail/Telephone	0
Trespassing	0
Weapons Violations	0



Total Criminal 61

Speed Violations by Location	
West Main Street	1
Cummings Street	5
Colonial Road	2
Old Eleven Drive	1
Green Spring Road	5
A Street	1
Russell Road	3
Jonesboro Road	6
Porterfield Highway	2
Lowry Drive	1

Total Arrests 11

Average Speed Over  
Posted Limit: 15.7

Parking Tickets Issued: 3







## Daily Activity Log Totals

Event Type	Count
Alarm Activation	48
Animal Complaint	4
Area Check	1,015
Assist Motorist	11
Assist Other Police/Sheriff Department	20
Bank Check	258
Business Check	3,493
Civil Dispute	6
Domestic	13
Fire/Rescue	8
Funeral Escort	5
Miscellaneous	87
Noise Complaint	11
Residence Check	19
School Check	112
Suspicious Incident/Person	56
Suspicious Vehicle	2
Warning Citation	40
Warrant	5
Welfare Check	23
<b>Total</b>	<b>5,184</b>

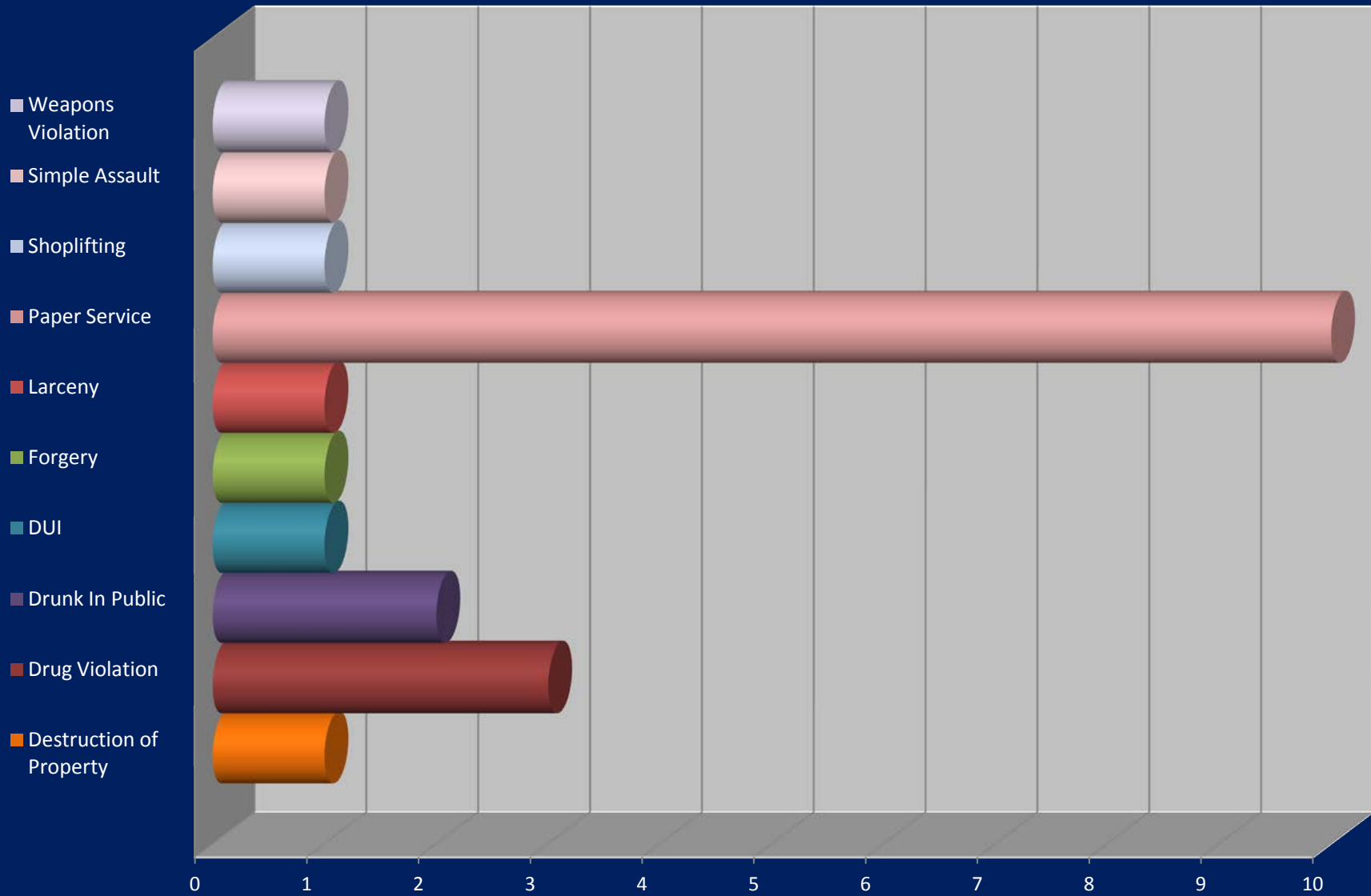
## Abingdon Police Department Training Report July 2017

Training Date(s)	Training Location	Number of Hours	Number Attending	Course Description/Title
July 6, 2017	Abingdon Police Department	4	8	Firearms/Defensive Tactics
July 24 - 28, 2017	Southwest Law Enforcement Academy	40	1	Field Training Officer
<b>Total Training Hours</b>		<b>72</b>		
<b>Total Officers Trained</b>		<b>9</b>		

### Training Provided

Training Date(s)	Training Location	Number of Hours	Number Attending	Course Description/Title
July 6, 2017	Abgindon Police Department	8	3	Firearms/Defensive Tactics
July 17 - 20, 2017	Southwest Law Enforcement Academy	24	1	Basic Law
July 24, 2017	Southwest Law Enforcement Academy	4	1	Adult Learning
July 26, 2017	Southwest Law Enforcement Academy	6	1	Ethics/Below 100
July 31, 2017	Southwest Law Enforcement Academy	8	1	Arrest Procedures
<b>Total Training Hours</b>		<b>50</b>		
<b>Total Trainers</b>		<b>7</b>		

# July 2017



## Vehicle Crashes by Location July 2017

Location	Single Vehicle	Two Vehicles	Three Vehicles	Four Vehicles	Five Vehicles	Total Crashes
Baugh Lane	1					1
Cook Street		1				1
Cummings Street	1	2				3
East Main Street		8				8
East Valley Street		1				1
Fairway Drive		1				1
Hillman HWY	1					1
Porterfield HWY		4				4
Trigg Street	1					1
West Main Street		12				12
Whites Mill Road	1					1
<b>Totals</b>	<b>5</b>	<b>29</b>				<b>34</b>



## Target Enforcement Zones - Officer Initiated - July 2017

	PD5	PD6	PD7	PD8	PD11	PD12	PD13	PD15	PD17	PD18	PD19	PD20	PD22	PD23	PD25	PD26	PD27	PD28	Totals
A Street	0	0	0	0	0	0	0	0	0	0	0	0	1	0	0	0	0	2	3
Baugh Ln	0	0	0	1	0	0	0	0	0	0	0	0	0	0	0	0	0	0	1
Bradley Street	0	0	0	0	2	0	0	0	0	0	0	0	0	0	0	0	0	0	2
Colonial Rd	1	0	0	0	0	0	0	1	0	0	0	0	0	0	0	0	0	0	2
Court St	0	0	0	0	0	0	0	0	0	0	0	0	0	0	0	0	0	0	0
Cummings St	0	0	0	3	1	3	0	3	0	0	1	0	0	0	0	0	1	0	12
Deadmore St	0	0	0	0	0	0	0	0	0	0	0	0	0	0	0	0	0	0	0
East Main St	0	0	0	1	0	0	0	6	1	0	0	0	1	0	0	0	0	0	9
East Valley St	0	0	0	0	0	0	0	0	0	0	0	0	0	0	0	0	0	0	0
Green Spring Rd	0	0	0	0	1	0	0	3	0	0	0	0	0	0	0	0	0	0	4
Hillman HWY	0	0	0	0	0	0	0	0	0	0	0	0	0	0	0	0	0	0	0
Lowry Drive	0	0	0	2	0	0	0	0	0	0	0	1	0	0	0	0	0	0	3
Nicholas St	0	0	0	0	0	0	0	0	0	0	0	0	0	0	0	0	0	0	0
Oakland St	0	0	0	0	0	0	0	0	0	0	0	0	1	0	0	0	0	0	1
Preston St	0	0	0	0	0	0	0	0	2	0	0	0	0	0	0	0	0	0	2
Rt. 19	0	0	0	0	0	0	0	0	0	0	0	0	0	0	0	0	0	0	0
Russell Rd	0	0	0	1	4	0	0	0	0	0	0	0	0	1	1	0	0	0	7
Stone Mill Rd	0	0	0	0	0	0	0	0	0	0	0	0	0	0	0	0	0	0	0
Thompson Dr	0	0	0	0	0	0	0	0	0	0	0	0	0	0	0	0	0	0	0
Walden Rd	0	0	0	0	0	0	0	0	0	0	0	0	0	0	0	0	0	0	0
West Main St	2	0	0	3	3	0	0	1	2	0	4	0	0	0	1	0	0	0	16
West Valley St	0	0	0	0	0	0	0	5	1	0	0	0	0	0	0	0	0	0	6
Whites Mill Rd	0	0	0	0	0	0	0	0	0	0	0	0	0	0	0	0	0	0	0
Wyndale Rd	0	0	0	0	0	0	0	0	0	0	0	0	0	0	0	0	0	0	0
Other Location	0	0	0	0	3	0	0	2	8	0	2	1	0	0	0	0	0	0	16
<b>Totals</b>	<b>3</b>	<b>0</b>	<b>0</b>	<b>11</b>	<b>14</b>	<b>3</b>	<b>0</b>	<b>21</b>	<b>14</b>	<b>0</b>	<b>7</b>	<b>2</b>	<b>3</b>	<b>1</b>	<b>2</b>	<b>0</b>	<b>1</b>	<b>2</b>	<b>84</b>

Sgt. Overbay  
 Officer Cordle  
 Officer DeBusk  
 Officer Farris  
 Officer Lucy

Sgt. Duncan  
 Officer Boone  
 Officer Eades  
 Officer Greer

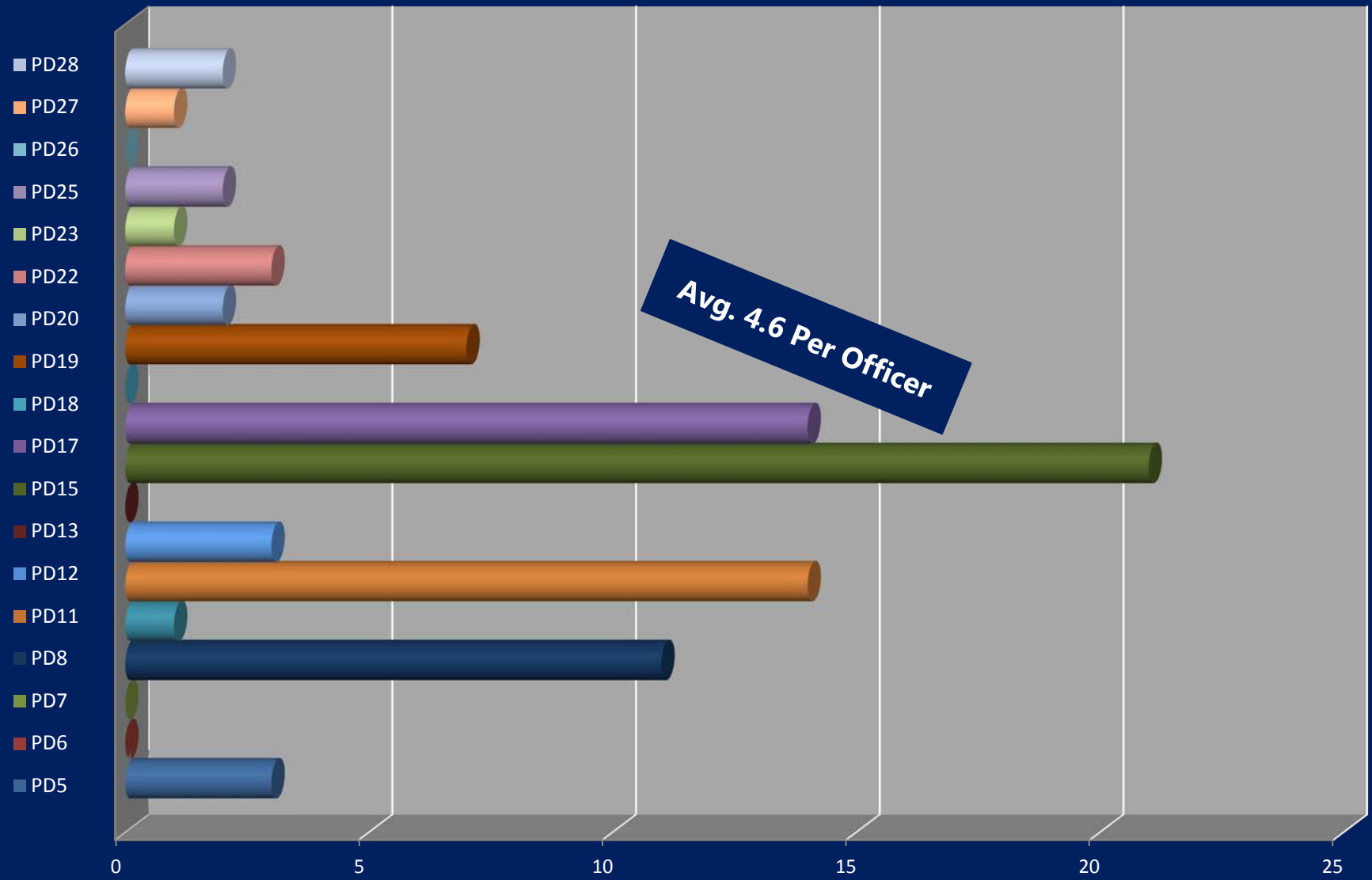
Sgt. Finney  
 Officer Brummitt  
 Officer Hagy  
 Officer Richardson

Sgt. Weaver  
 Officer Carty  
 Officer Tate  
 Officer Wilmoth

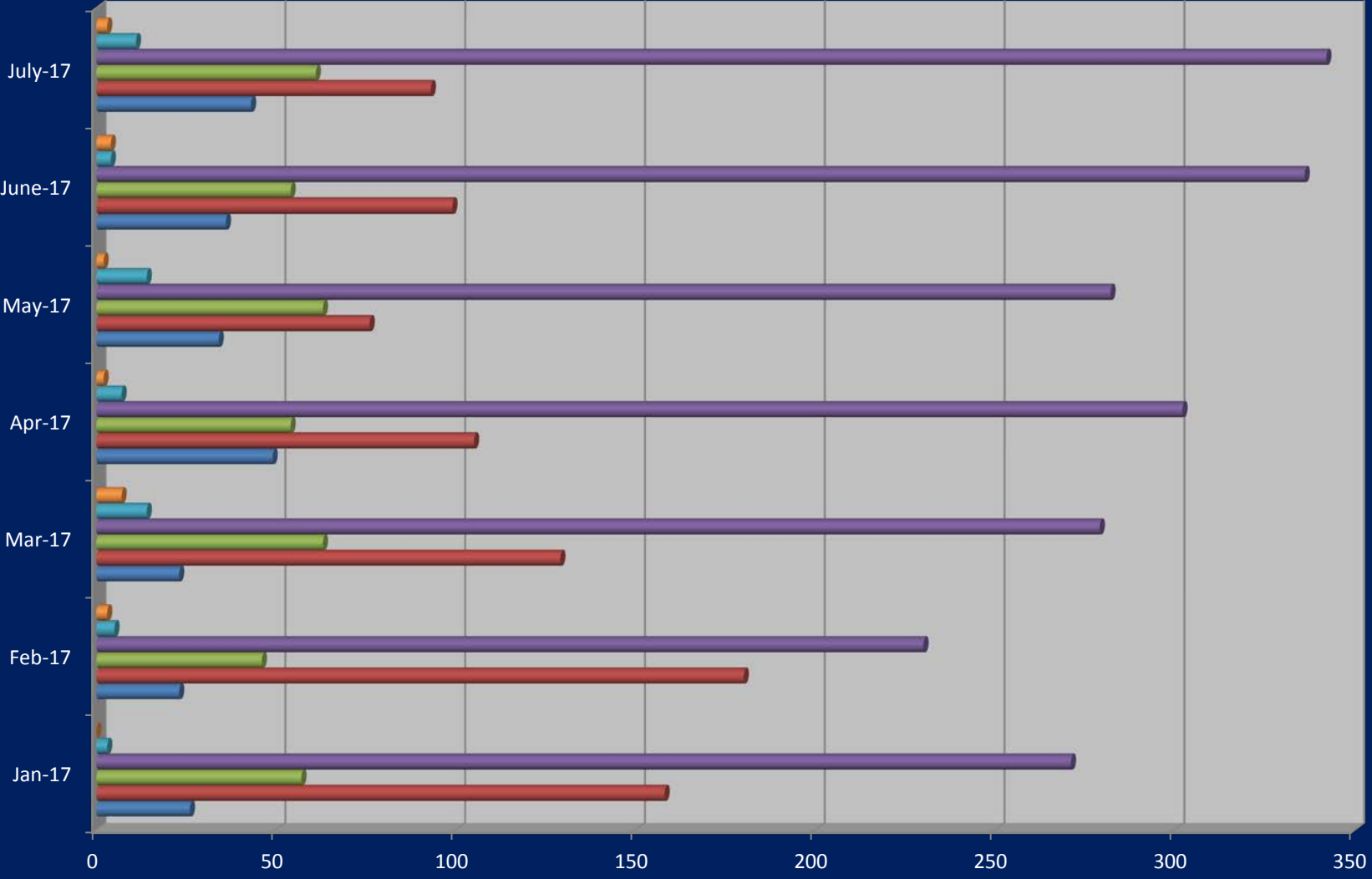
Officer Heath



# Citations By Officer - Officer Initiated July 2017

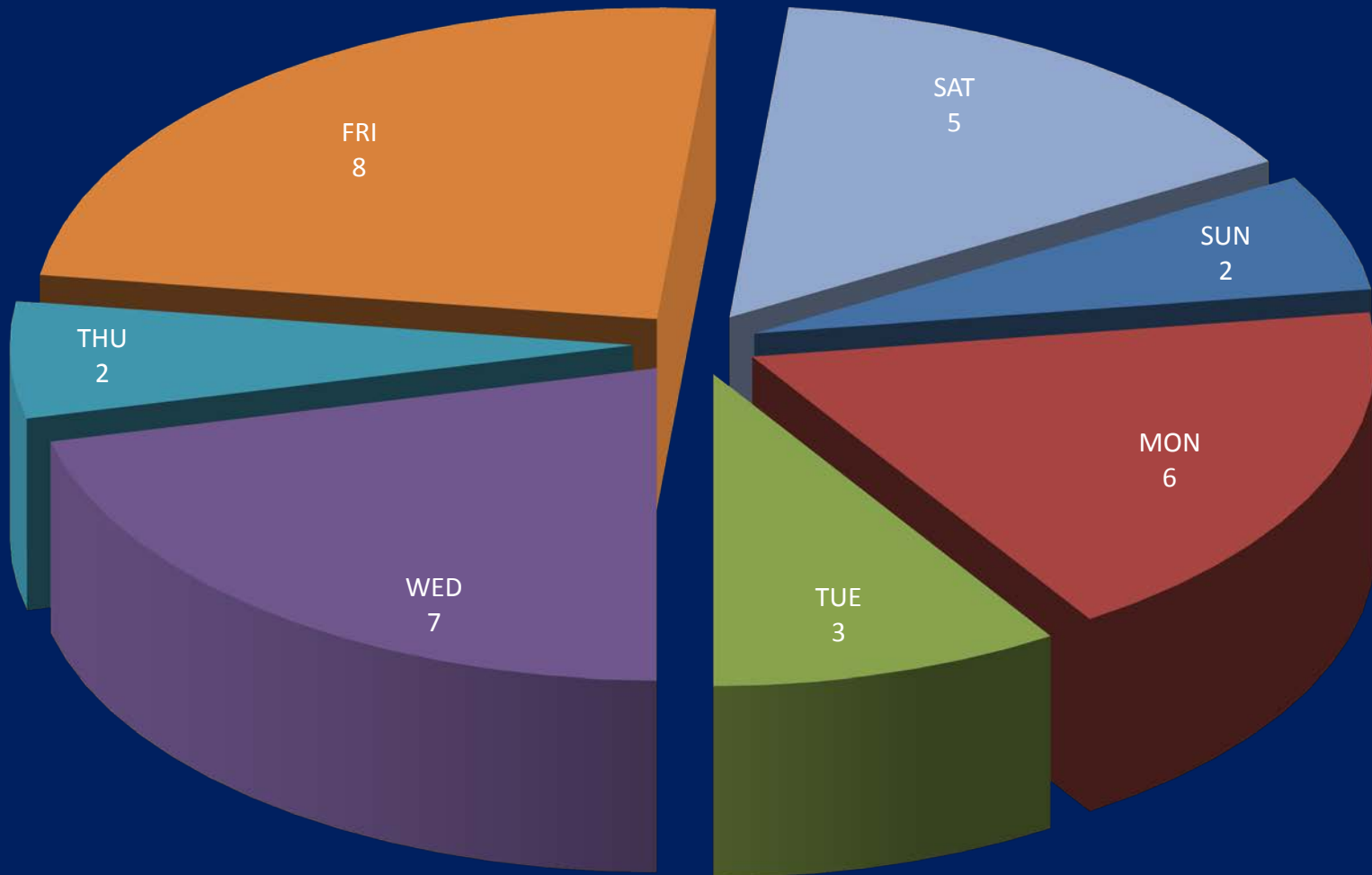


# Call Volume Monthly Comparison



■ PARKING TICKETS ■ CRIMINAL ARRESTS ■ GENERAL COMPS. ■ CRIMINAL COMPS. ■ TRAFFIC CITATIONS ■ TRAFFIC CRASHES

# Group I Offenses by Day of the Week July 2017



# Group I Offenses by Time of Day July 2017

