



July 5, 2017

To: Mayor Lowe, Vice -Mayor Humphreys, Council Members Craig, Howard, and Patterson

Cc: Greg Kelly, Town Manager

From: P.A. Sullivan, Chief of Police

Department News:

June! The one month out of the year when law enforcement agencies nationwide focus on fund-raising and bringing attention to the Special Olympics. The most visible aspect of this is the annual Torch Run. Each year torches are relayed from agency to agency across the state, ultimately ending in Richmond for the lighting ceremony to begin the state games. Locally, we are very fortunate to have a great group of officers and volunteers who run each year.

We always begin at the Charwood Center with a group photo and then on to Main Street:



The run ends at Northgate Pharmacy on Route 11 in front of Johnston Memorial Hospital with a final group photo and a trolley ride home:



In June we also had several other reasons to celebrate:

- June 1st: Firearms Qualifications: As a part of mandated training the officers undergo annual firearms training. This is accomplished through several opportunities for officers to sharpen their firearms skills. In addition, officers also receive an update on use of force policy and have an opportunity to practice with less lethal technology.



- June 14th: Flag Day at Veteran's Memorial Park: As a part of the ceremony an anonymous donor provided a flag in honor of the staff of the Abingdon Police Department. Officer Dea accepted on behalf of the agency.



- June 19th: #MoveOverVA Campaign. This was the police department's day to participate in a state sponsored initiative designed to focus on the importance of moving over for police, fire, and EMS workers on our road system. Several of the staff participated by having friends, family, and significant figures pose for photos with the hash tag MoveOverVA that were later posted on social media sites. A few of our most popular photos were these:



Mental Health Report:

The following bullets detail our mental health cases and transports, as well as their associated costs, for the month.

Emergency Custody Orders Served:

June 1	5 hours waiting in the ER 802 Hillman HWY to JMH (7.8 mi.) Bristol Transport	Cost: \$ 66.20
June 5	8.5 hours waiting in the ER 610 Campus Drive to JMH (15.4 mi.) Bristol Transport	Cost: \$ 163.47
June 26	8.5 hours waiting in the ER 610 Campus Drive to JMH (15.4 mi.) WCSO Transport	Cost: \$ 66.95
June 27	2.5 hours waiting in the ER 100 Fulkerson St. to JMH (12.5 mi.) RELEASED	Cost: \$ 52.66
June 30	10 hours waiting in the ER 527 Colonial Road to JMH (16.2 mi.) WCSO Transport	Cost: \$ 191.22

Temporary Detention Orders Served:

June 4	24 hours of transport time - two employees JMH to VCU Medical Center - Richmond (612.2 mi.)	Cost: \$ 872.80
June 28	1.5 hours of transport time JMH to SWSMH - Marion (52.96 mi.)	Cost: \$ 57.83

Emergency Custody Order to Temporary Detention Order

June 4	8.5 hours waiting in the ER and transport time Hallock Dr to JMH (15.6 mi.) JMH to SWSMH - Marion (52.96 mi.)	Cost: \$ 194.55
June 5	9.5 hours waiting in the ER and transport time Ruth Street to JMH (15.6 mi.) JMH to SWSMH - Marion (52.96 mi.)	Cost: \$ 211.76

During the month of June the police department spent **78 hours** either waiting in the ER with ECO patients or in transport of TDO patients. This came at a **direct, unsubsidized, cost to the tax payers of \$1,877.44** for the month. This equates to \$208.60 per mental health event during the month of June.

In order to have an understanding of mental health cases affect the department and the taxpayers, I have developed the following chart to track the hours and total cost associated with mental health cases each month:

Mental Health Transportation Expenses by Month/Year

	2017		2016		2015		2014	
Month	Hours	Cost	Hours	Cost	Hours	Cost	Hours	Cost
January	50	\$ 1,319.21	120	\$ 1,796.89	22.5	\$ 655.13	19	\$ 546.60
February	34	\$ 1,484.44	51	\$ 1,468.78	75.5	\$ 2,483.12	30	\$ 846.88
March	60	\$ 1,934.15	36	\$ 825.98	77.5	\$ 2,158.93	27	\$ 914.59
April	51.5	\$ 1,939.14	45.5	\$ 1,176.65	100.5	\$ 3,007.46	16.5	\$ 455.70
May	20.5	\$ 529.23	64.5	\$ 1,940.85	42	\$ 1,081.59	21	\$ 603.53
June	78	\$ 1,877.44	64.5	\$ 1,641.49	72	\$ 2,417.92	23.5	\$ 941.93
July			34.5	\$ 852.08	16.5	\$ 580.96	54	\$ 1,721.92
August			35.5	\$ 912.74	52	\$ 1,308.57	26	\$ 866.73
September			26	\$ 882.62	41.5	\$ 1,155.79	32	\$ 1,026.53
October			13	\$ 550.07	75.5	\$ 2,505.35	40	\$ 1,198.75
November			24	\$ 626.55	27	\$ 763.68	21.5	\$ 748.83
December			51.5	\$ 1,645.94	86	\$ 2,383.47	25.5	\$ 730.81
Totals	273.5	\$ 9,083.61	566	\$ 14,886.64	688.5	\$ 20,501.97	336	\$ 10,602.80

School Resource Officers Report - June

None - Schools closed for summer.

Calls for Service:

For the month of June the department responded to 397 calls for service. We were able to close all but 25 of those calls. This gave us an overall clearance rate of 93.7 percent for the month. The department responded to 37 IBR reportable cases in the month of June; at the conclusion of the month, 20 remained active. This resulted in a clearance rate of 45.9 percent for all IBR offenses during the month of June.

Traffic Enforcement News:

The department conducted DMV overtime enforcement on six dates during the month of June. Four officers worked an additional 41.5 hours of overtime resulting in forty-one (41) traffic stops, which yielded 34 summons and 15 warnings. Twenty-one (21) citations were for speed violations, five (5) were for inspection violations, three (3) were registration violations, two (2) were for seatbelt violations and the others were for license violations, driving suspended, and equipment violations. In addition to the traffic citations, officers also made four (4) arrests as a result of the additional enforcement. This came at a cost of \$1,012.53, which is reimbursed through the grant.

As always, I am eager to address any questions or concerns you may have concerning the operations of the police department.

Abingdon Police Department
 Monthly Statistics
 June 2017

Complaints - Non Criminal	
Abandoned Vehicles	5
Accidental Death/Non Traffic	0
Accidental Injury/Non Traffic	0
Accidental Property Damage	0
Alarms	53
Animal Calls	10
Assist Citizen	0
Assist Other Agency	16
Civil Disputes	6
Death Investigation	0
Dispute/Family	7
Dispute/Non Family	11
Dispute/Unknown Relation	0
Fire/Rescue	10
Hazardous Materials	0
Hit and Run	6
Inoperative Vehicle	0
Mental Health	0
Miscellaneous Calls	52
Missing Persons	1
Property Lost/Found	4
Suicide/Attempted	1
Suspicious Incidents/Persons	60
Traffic Complaints	71
Welfare Checks	23
Window/Door Open	0
Total Non Criminal	336

Juvenile Related	
Custody Disputes	0
Curfew Violations	0
Truancy	0
Tobacco Violations	0
Unable to Control	0
Miscellaneous	0

Traffic Charges	
Attempt to Elude	1
Drive Revoked/Suspended	5
Equipment Violation	0
Fail to Drive to Right	0
Fail to Obey Sign/Light	9
Fail to Yield	1
Follow Too Closely	4
Improper Passing	1
Inspection Violation	16
No Insurance	2
No O.L.	8
Reckless Driving	1
Reckless Driving by Speed	0
Refusal	0
Registration Violation	17
Seatbelt Violation	3
Speeding 10 - 19 Over	25
Speeding 20 or More Over	5
All Other	1
Total Traffic	99

Traffic Complaints	
Assist Motorist	9
Crash/Priv. Property	0
Crash/Street	36
Directing	0
Funeral Escorts	3
Road Hazards	0
Miscellaneous	20
Parking Complaint	0
Reckless Driving	3
Suspended OL	0

Alcohol Related	
Drinking in Public	0
DUI	3
Public Intoxication	4
Underage Possession	0
Illegal Sale	0
Other	0

Complaints - Criminal	
Alcohol Related	0
Arson	1
Assault on Family	0
Assault on Non Family	3
Auto Theft	0
Bad Check	0
Burglary of Business	0
Burglary of Residence	2
Burglary Other	0
Child Abuse/Neglect	0
Counterfeiting	0
Destruction of Property	9
Disorderly Conduct	0
Drugs	0
Embezzlement	0
Extortion/Blackmail	0
False Pretenses/Credit Card	0
Forgery	0
Forcible Rape	0
Fraud	0
Gambling	0
Harassment	0
Homicide	0
Intimidation	0
Kidnap/Abduction	0
Larceny	10
Motor Vehicle Theft	2
Noise Ordinance	5
Other Offenses	1
Ordinance Violations	0
Paper Service (Arrests)	18
Peeping Tom	0
Protective Order Violations	0
Protective Orders Served	0
Prowlers	2
Pursuits	0
Robbery	0
Runaway	0
Sexual Offenses	0
Threatening	0
Town Tax Violation	0
Trespassing	1
Weapons Law Violations	0

Criminal Arrests	
Abduction	0
Alcohol - All Other	0
Alcohol - Unlawful Poss.	0
Arson	0
Assault/Battery - Police	0
Assault/Battery - Non Fam.	0
Assault/Battery - Family	0
Aggravated Assault	0
Breaking and Entering	0
Child Endangerment	0
DIP	1
DUI	1
Destruction of Property	0
Drugs	0
Embezzlement	0
False Identity to Police	0
Forgery	0
Failure to have BL	0
Fraud	0
Grand Larceny	0
Homicide	0
Identity Theft	0
Larceny	0
Larceny by Check	0
Littering	0
Miscellaneous	0
Make a Display of Privates	0
Noise Violations	0
Obstruction of Justice	0
Paper Service	0
Possess Controlled Sub	1
Possess Vapor	0
Protective Order Violation	1
Resisting Arrest	0
Robbery	0
Sexual Assault	0
Sexual Offense (Non Force)	0
Shoplifting	0
Stalking	0
Threats to Bomb	0
Threats by Mail/Telephone	0
Trespassing	0
Weapons Violations	0

Total Criminal 54

Total Arrests 4

Speed Violations by Location	
West Main Street	10
A Street	1
Green Spring Road	1
Russell Road	2
Jonesboro Road	5
Cummings Street	7
East Valley Street	1
Walden Road	1
Spring Street	1
Whites Mill Road	1

**Average Speed Over
Posted Limit:** 17.6

Parking Tickets Issued: 4

Daily Activity Log Totals

Event Type	Count
911 Hang-Up	1
Accident	38
Alarm Activation	58
Animal Complaint	7
Area Check	787
Assist Motorist	12
Assist Other Police/Sheriff Department	20
Bank Check	275
Business Check	3,435
Civil Dispute	7
Domestic	4
Fire/Rescue	10
Funeral Escort	3
Miscellaneous	94
Residence Check	17
School Check	125
Suspicious Incident/Person	69
Suspicious Vehicle	2
Warning Citation	62
Warrant	5
Welfare Check	21
Total Events	5,052

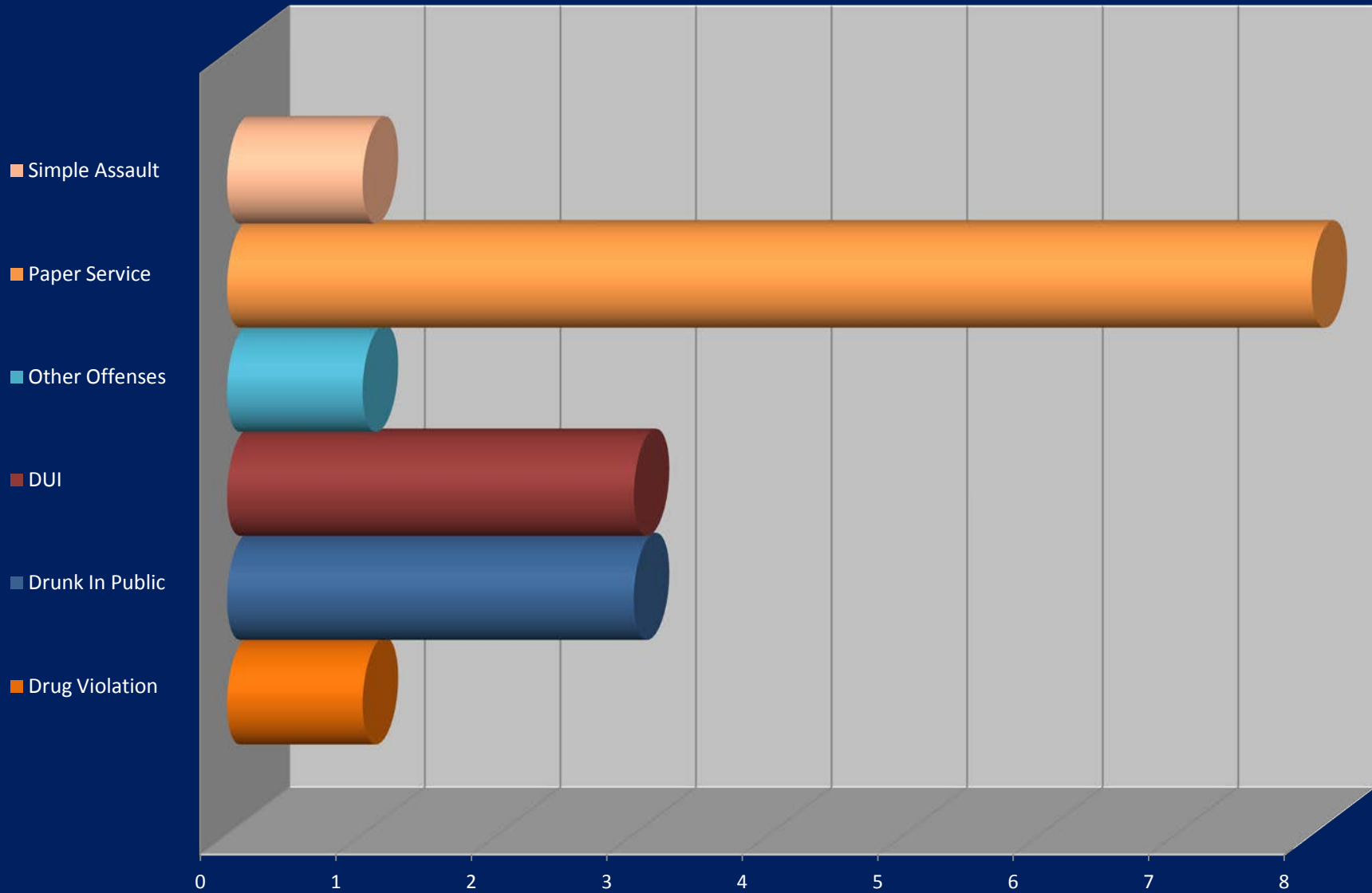
**Abingdon Police Department
Training Report
May 2017**

Training Date(s)	Training Location	Number of Hours	Number Attending	Course Description/Title
June 5 - 9, 2017	Southwest Law Enforcement Academy	40	2	Basic Instructor Certification
June 6 - 7, 2017	Southwest Law Enforcement Academy	16	1	Advanced Supervision and Management
	Total Training Hours	96		
	Total Officers Trained	3		

Training Provided

Training Date(s)	Training Location	Number of Hours	Number Attending	Course Description/Title
June 8, 2017	Southwest Law Enforcement Academy	8	1	Basic Instructor Certification
	Total Training Hours	12		
	Total Trainers	2		

June 2017



Vehicle Crashes by Location June 2017

Location	Single Vehicle	Two Vehicles	Three Vehicles	Four Vehicles	Five Vehicles	Total Crashes
Campbell Street		1				1
Cummings Street		7				7
East Main Street		6				6
Green Spring Road		1				1
Hillman HWY		1				1
Jonesboro Road		1				1
Mink Place	1					1
Old Eleven Drive	1					1
Stone Mill Road	1					1
West Main Street	1	5	1			7
Wyndale Road	1					1
Totals	5	22	1			28

Target Enforcement Zones - Officer Initiated - June 2017

	PD5	PD6	PD7	PD8	PD10	PD11	PD12	PD13	PD15	PD17	PD18	PD19	PD20	PD22	PD23	PD25	PD26	PD27	PD28	Totals
A Street	0	0	0	0	0	2	0	0	1	0	0	0	0	0	0	0	0	0	0	3
Baugh Ln	0	0	0	0	0	0	0	0	0	0	0	0	0	0	0	0	0	0	0	0
Bradley Street	0	0	0	0	0	1	0	0	0	0	0	0	0	0	0	0	0	0	0	1
Colonial Rd	0	0	0	0	0	0	0	0	0	0	0	0	0	0	0	0	0	0	0	0
Court St	0	0	0	0	0	0	0	0	0	0	0	0	0	0	0	0	0	0	0	0
Cummings St	0	0	1	0	0	3	0	0	1	3	0	6	3	0	0	0	0	0	0	17
Deadmore St	0	0	0	0	0	0	0	0	0	0	0	0	0	0	0	0	0	0	0	0
East Main St	0	0	0	0	0	0	0	0	4	1	0	0	1	1	0	0	0	0	1	8
East Valley St	0	0	0	0	0	0	0	0	0	0	0	0	0	1	0	0	2	0	0	3
Green Spring Rd	0	0	0	0	0	0	0	0	2	0	0	1	0	0	0	0	0	0	0	3
Hillman HWY	0	0	0	0	0	0	0	0	0	0	0	0	0	0	0	0	0	0	0	0
Lowry Drive	0	0	0	0	0	0	0	0	0	0	0	0	0	0	0	0	0	0	0	0
Nicholas St	0	0	0	0	0	0	0	0	0	0	0	0	0	0	0	0	0	0	0	0
Oakland St	0	0	0	0	0	0	0	0	0	0	0	0	0	0	0	0	0	0	0	0
Preston St	0	0	0	0	0	0	0	0	0	0	0	0	0	0	0	0	0	0	0	0
Rt. 19	0	0	0	0	0	0	0	0	0	0	0	0	0	0	0	0	0	0	0	0
Russell Rd	1	0	0	1	0	0	0	0	1	2	0	0	0	0	0	0	0	0	0	5
Stone Mill Rd	0	0	0	0	0	0	0	0	0	0	0	0	0	0	0	0	0	0	0	0
Thompson Dr	0	0	0	3	0	0	0	0	2	0	0	0	0	0	0	0	0	0	0	5
Walden Rd	0	0	0	0	0	0	0	0	0	0	0	0	1	0	0	0	0	0	0	1
West Main St	0	0	0	3	0	16	1	0	0	0	0	1	4	0	0	2	0	0	0	27
West Valley St	0	0	0	0	0	1	0	0	0	0	0	0	0	0	0	0	0	0	0	1
Whites Mill Rd	0	0	0	0	0	0	0	0	0	0	0	0	0	0	0	0	0	0	0	0
Wyndale Rd	0	0	0	0	0	0	0	0	0	0	0	0	1	0	0	0	0	0	0	1
Other Location	0	0	0	1	0	8	0	0	0	3	0	0	1	0	0	0	0	0	0	13
Totals	1	0	1	8	0	31	1	0	11	9	0	8	11	2	0	2	2	0	1	88

Sgt. Overbay
 Officer Cordle
 Officer DeBusk
 Officer Lucy

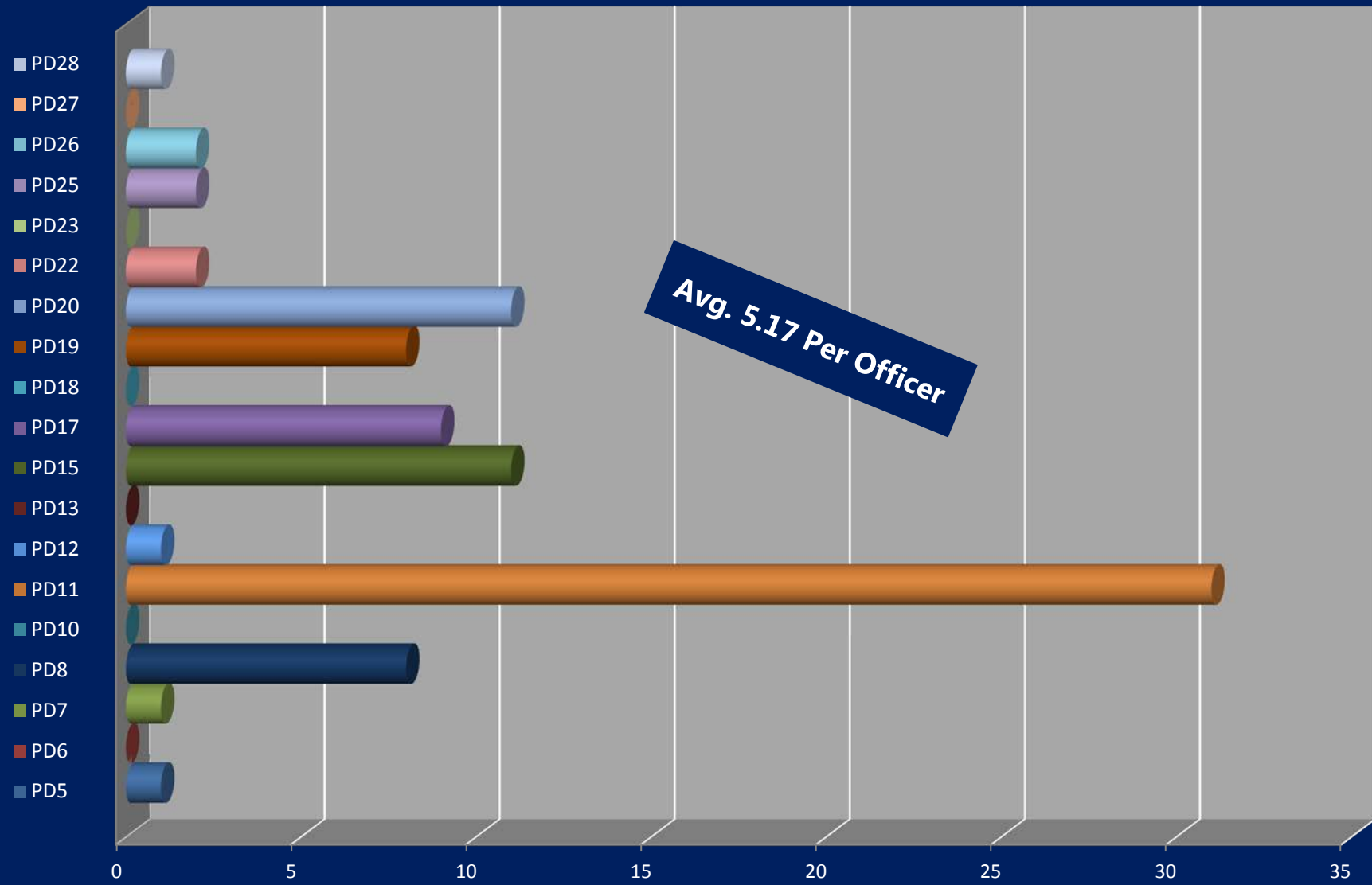
Sgt. Duncan
 Officer Boone
 Officer Eades
 Officer Greer

Sgt. Finney
 Officer Brummitt
 Officer Hagy
 Officer Richardson

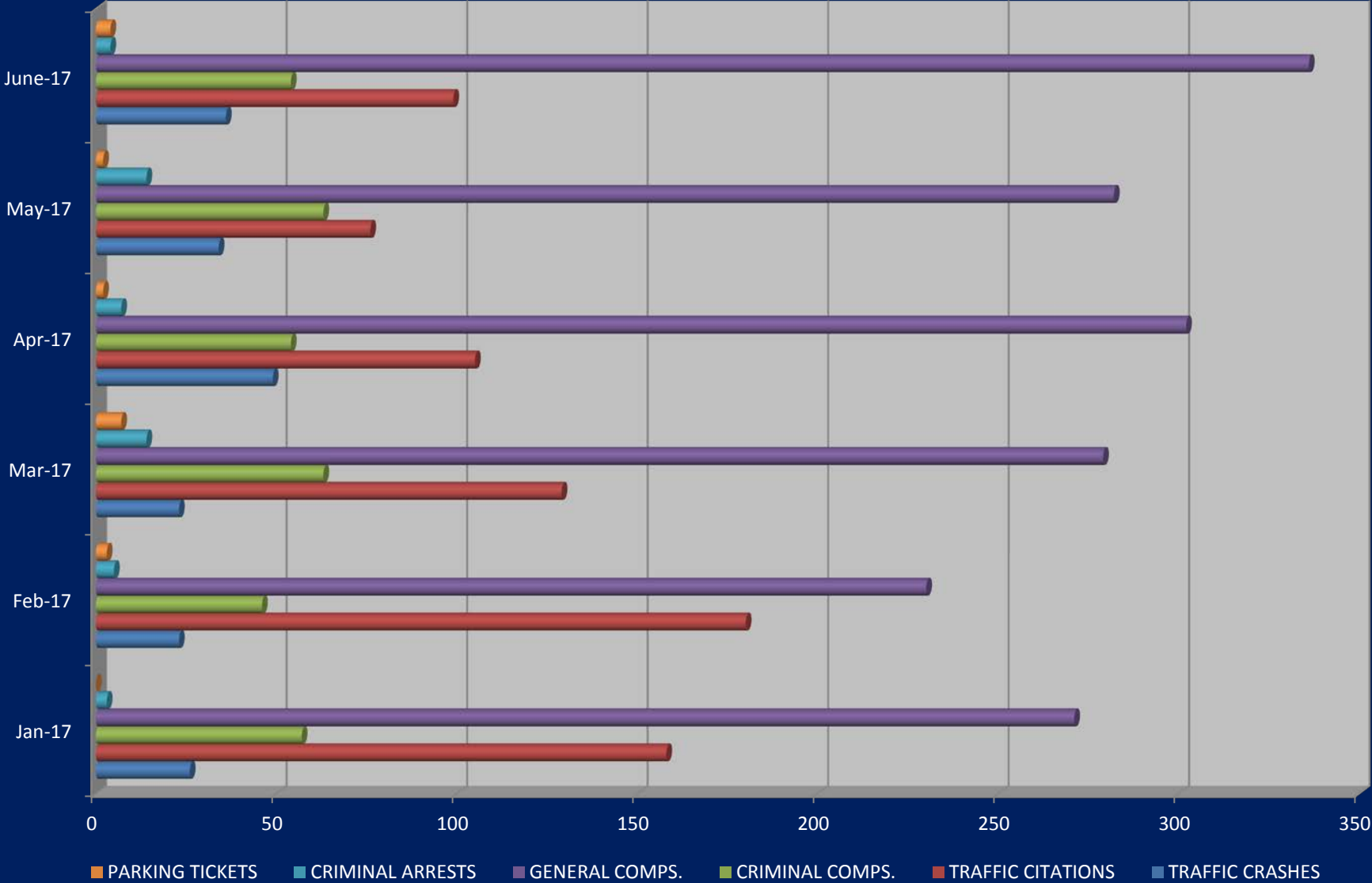
Sgt. Weaver
 Officer Carty
 Officer Farris
 Officer Tate
 Officer Wilmoth

Officer Hay
 Officer Heath

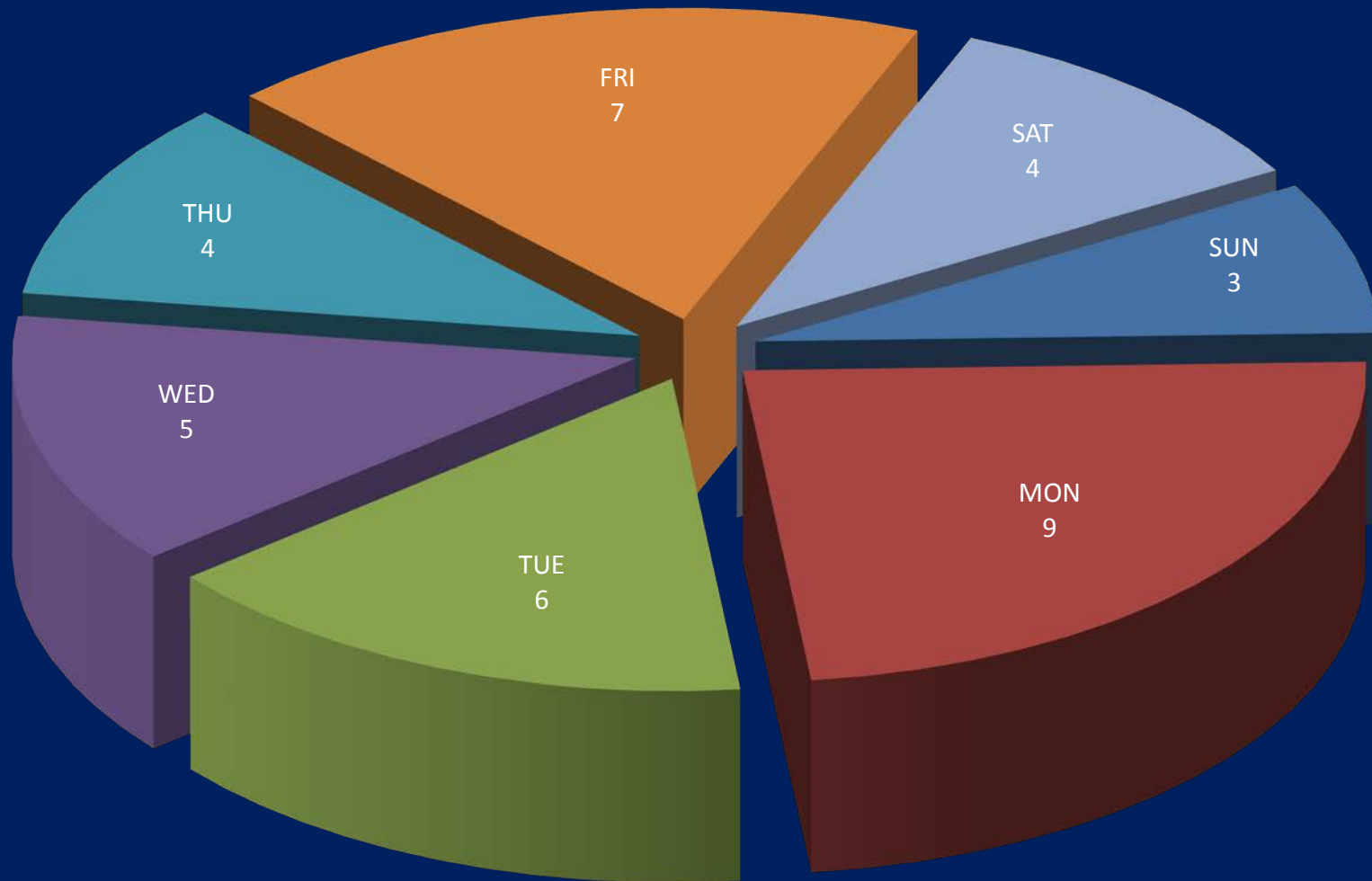
Citations By Officer - Officer Initiated June 2017



Call Volume Monthly Comparison



Group I Offenses by Day of the Week June 2017



Group I Offenses by Time of Day June 2017

