



May 1, 2017

To: Mayor Lowe, Vice -Mayor Humphreys, Council Members Craig, Howard, and Patterson

Cc: Greg Kelly, Town Manager

From: P.A. Sullivan, Chief of Police

Department News:

At the police department, April is the beginning of festival season. The warm weather brings an increase in events and activities that take advantage of the warmer temperatures.

Throughout the month of April, the police department participated in several activities and community events. Some of the highlights include:

- April 4th- Inv. Chris Jennings participated in the “planting” of the pinwheel garden at the Children’s Advocacy Center.
- April 12th- E. B. Stanley Law Enforcement Appreciation Luncheon. This has become an annual event that enable law enforcement at the federal, state, and local levels to interact with the students at the school.
- April 13th- Career Fair at Abingdon High School. This was the first time AHS hosted a career fair and it was very successful. Junior and Seniors were allotted time during the lunch block to visit the career booths. It was a very good event.



- April 20th- Celebration of Heroes for Red Cross at Higher Ed Center. Officer Scott DeBusk and Officer Eric Lucy were recognized as Heroes by the Red Cross for their actions during a house fire.
- Officer Yancey Wilmoth was recognized for her ability to predict the outcome of the NCAA Basketball Tournament (each year the department holds a bracket challenge with a small token presented to the winner and to the person who lost the most games during the tournament). Officer Wilmoth (a BIG UNC fan) predicted their eventual victory. Ms. Angela Sullins was the grand loser, picking the most games incorrectly.



Mental Health Report:

The following bullets detail our mental health cases and transports, as well as their associated costs, for the month.

Emergency Custody Orders Served:

April 25	5.5 hours waiting in the ER with non-resident. WCSO Transport Old Berry Drive to JMH (13.8 mi.)	Cost: \$ 107.98.62
----------	--	--------------------

Temporary Detention Orders Served:

April 4	4.5 hours of transport time JMH to Green Oaks - Clintwood (131.2 mi.)	Cost: \$ 157.57
April 8	3.5 hours of transport time JMH to St. Albans - Christiansburg (179.4 mi.)	Cost: \$ 167.03
April 11	3 hours of transport time JMH to Roanoke Rehab - Roanoke (262.4 mi.)	Cost: \$ 205.63
April 13	2.5 hours of transport time JMH to Ridge View - Bristol (42.82 mi.)	Cost: \$ 70.25
April 14	23 hours of transport time JMH to VCU Medical Center - Richmond (612.2 mi.)	Cost: \$ 808.58
April 21	5 hours of transport time JMH to Lewis-Gale - Salem (248.4 mi.)	Cost: \$ 234.08
April 28	1.5 hours of transport time JMH to SWSMH - Marion (52.96 mi.)	Cost: \$ 57.83
April 29	3 hours of transport time JMH to Green Oaks - Clintwood (131.2 mi.)	Cost: \$ 130.19

Emergency Custody Order to Temporary Detention Order

None This Reporting Period

During the month of April the police department spent **51.5 hours** either waiting in the ER with ECO patients or in transport of TDO patients. This came at a **direct, unsubsidized, cost to the tax payers of \$1,939.14** for the month. This equates to \$215.46 per mental health event during the month of April.

In order to have an understanding of mental health cases affect the department and the taxpayers, I have developed the following chart to track the hours and total cost associated with mental health cases each month:

Mental Health Transportation Expenses by Month/Year

2017

2016

2015

2014

Month	Hours	Cost	Hours	Cost	Hours	Cost	Hours	Cost
January	50	\$ 1,319.21	120	\$ 1,796.89	22.5	\$ 655.13	19	\$ 546.60
February	34	\$ 1,484.44	51	\$ 1,468.78	75.5	\$ 2,483.12	30	\$ 846.88
March	60	\$ 1,934.15	36	\$ 825.98	77.5	\$ 2,158.93	27	\$ 914.59
April	51.5	\$ 1,939.14	45.5	\$ 1,176.65	100.5	\$ 3,007.46	16.5	\$ 455.70
May			64.5	\$ 1,940.85	42	\$ 1,081.59	21	\$ 603.53
June			64.5	\$ 1,641.49	72	\$ 2,417.92	23.5	\$ 941.93
July			34.5	\$ 852.08	16.5	\$ 580.96	54	\$ 1,721.92
August			35.5	\$ 912.74	52	\$ 1,308.57	26	\$ 866.73
September			26	\$ 882.62	41.5	\$ 1,155.79	32	\$ 1,026.53
October			13	\$ 550.07	75.5	\$ 2,505.35	40	\$ 1,198.75
November			24	\$ 626.55	27	\$ 763.68	21.5	\$ 748.83
December			51.5	\$ 1,645.94	86	\$ 2,383.47	25.5	\$ 730.81
Totals	195.5	\$ 6,676.94	566	\$ 14,886.64	688.5	\$ 20,501.97	336	\$ 10,602.80

School Resource Officers Report - April

Disciplinary Referrals:

During the month of April the School Resource Officers had several incidents that involved counseling of students for situations that were not criminal in nature but could evolve to be. With the officers taking proactive steps ahead of time, the issues are usually resolved before they turn criminal and require police or court intervention. Some of these incidents include:

Abingdon High School:

- Traffic Crash - Private Property

E.B Stanley Middle School:

- Paper Service
- Simple Assault
- Welfare check (2)

During the month of April the following non-reportable incidents either occurred at Abingdon High school and EB Stanley Middle school:

- SRO Hay assisted the Investigations Section with an active investigation.
- On April 12th, EB Stanley Middle school hosted a law enforcement luncheon that hosted the areas local law enforcement. This event was coordinated through Mrs. Courtney Turman, a 7th grade teacher, to show appreciation law enforcement in our area. A BBQ lunch was provided to show the schools appreciation.
- On April 24, SRO Heath took part in a research project being done by Virginia Tech on various pathways that can lead students into the prison pipeline in Virginia. Officer Heath was interviewed because of the work that is being done at E.B Stanley Middle School for keeping students in classrooms and not court rooms. Assistant Professor Kazi Patrizio of Virginia Tech's Educational leadership program advised E.B Stanley as being identified as being one of the ten most exemplar schools in Virginia.
- Daily checks of doors and outside premises are performed at each school on a regular basis as well to ensure the security and safety of staff and students in the buildings.

Calls for Service:

For the month of April the department responded to 345 calls for service. We were able to close all but 19 of those calls. This gave us an overall clearance rate of 94.4 percent for the month. The department responded to 29 IBR reportable cases in the month of March; at the conclusion of the month, 15 remained active. This resulted in a clearance rate of 48.2 percent for all IBR offenses during the month of April.

Traffic Enforcement News:

The department conducted DMV overtime enforcement on six dates during the month of April. Four officers worked an additional 39.75 hours of overtime resulting in thirty-eight (38) traffic stops, which yielded 28 summons and 11 warnings. Twenty-three (23) citations were for speed violations, two (2) were for inspection or registration violations, and three (3) were for other traffic violations. This came at a cost of \$991.48, which is reimbursed through the grant.

As always, I am eager to address any questions or concerns you may have concerning the operations of the police department.

Abingdon Police Department
 Monthly Statistics
 April 2017

Complaints - Non Criminal	
Abandoned Vehicles	2
Accidental Death/Non Traffic	0
Accidental Injury/Non Traffic	0
Accidental Property Damage	0
Alarms	32
Animal Calls	3
Assist Citizen	0
Assist Other Agency	7
Civil Disputes	7
Death Investigation	0
Dispute/Family	9
Dispute/Non Family	5
Dispute/Unknown Relation	0
Fire/Rescue	8
Hazardous Materials	0
Hit and Run	7
Inoperative Vehicle	0
Mental Health	0
Miscellaneous Calls	57
Missing Persons	5
Property Lost/Found	3
Suicide/Attempted	0
Suspicious Incidents/Persons	48
Traffic Complaints	89
Welfare Checks	20
Window/Door Open	0
Total Non Criminal	302

Juvenile Related	
Custody Disputes	0
Curfew Violations	0
Truancy	0
Tobacco Violations	0
Unable to Control	0
Miscellaneous	0

Traffic Charges	
Attempt to Elude	0
Drive Revoked/Suspended	6
Equipment Violation	0
Fail to Drive to Right	0
Fail to Obey Sign/Light	5
Fail to Yield	2
Follow Too Closely	7
Improper Passing	0
Inspection Violation	21
No Insurance	4
No O.L.	3
Reckless Driving	4
Reckless Driving by Speed	0
Refusal	0
Registration Violation	8
Seatbelt Violation	0
Speeding 10 - 19 Over	32
Speeding 20 or More Over	10
All Other	3
Total Traffic	105

Traffic Complaints	
Assist Motorist	7
Crash/Priv. Property	0
Crash/Street	49
Directing	0
Funeral Escorts	6
Road Hazards	0
Miscellaneous	19
Parking Complaint	0
Reckless Driving	8
Suspended OL	0

Alcohol Related	
Drinking in Public	0
DUI	1
Public Intoxication	6
Underage Possession	0
Illegal Sale	0
Other	1

Complaints - Criminal	
Alcohol Related	0
Arson	0
Assault on Family	1
Assault on Non Family	3
Auto Theft	0
Bad Check	1
Burglary of Business	0
Burglary of Residence	1
Burglary Other	0
Child Abuse/Neglect	0
Counterfeiting	0
Destruction of Property	2
Disorderly Conduct	1
Drugs	0
Embezzlement	0
Extortion/Blackmail	0
False Pretenses/Credit Card	1
Forgery	0
Forcible Rape	0
Fraud	0
Gambling	0
Harassment	0
Homicide	0
Intimidation	0
Kidnap/Abduction	0
Larceny	7
Motor Vehicle Theft	0
Noise Ordinance	1
Other Offenses	0
Ordinance Violations	0
Paper Service (Arrests)	32
Peeping Tom	0
Protective Order Violations	0
Protective Orders Served	0
Prowlers	1
Pursuits	0
Robbery	1
Runaway	0
Sexual Offenses	0
Threatening	0
Town Tax Violation	0
Trespassing	1
Weapons Law Violations	1

Criminal Arrests	
Abduction	0
Alcohol - All Other	0
Alcohol - Unlawful Poss.	1
Arson	0
Assault/Battery - Police	0
Assault/Battery - Non Fam.	0
Assault/Battery - Family	1
Aggravated Assault	0
Breaking and Entering	0
Child Endangerment	0
DIP	1
DUI	1
Destruction of Property	0
Drugs	0
Embezzlement	0
False Identity to Police	0
Forgery	0
Failure to have BL	0
Fraud	0
Grand Larceny	0
Homicide	0
Identity Theft	0
Larceny	0
Larceny by Check	0
Littering	0
Miscellaneous	1
Make a Display of Privates	0
Noise Violations	0
Obstruction of Justice	0
Paper Service	0
Possess Controlled Sub	0
Possess Vapor	0
Protective Order Violation	0
Resisting Arrest	0
Robbery	0
Sexual Assault	0
Sexual Offense (Non Force)	0
Shoplifting	1
Stalking	0
Threats to Bomb	0
Threats by Mail/Telephone	0
Trespassing	0
Weapons Violations	1

Total Criminal 54

Total Arrests 7

Speed Violations by Location	
Colonial Road	10
A Street	5
Walden Road	2
Green Spring Road	3
Wyndale Road	1
West Main Street	2
Hillman Highway	1
Jonesboro Road	13
Porterfield Highway	2
Cummings Street	2
Village Blvd	1

**Average Speed Over
Posted Limit:** 17.2

Parking Tickets Issued: 2

Daily Activity Log Totals

Event Type	Count
Alarm Activation	32
Animal Complaint	3
Area Check	829
Assist Motorist	7
Assist Other Police/Sheriff Department	34
Bank Check	254
Business Check	3,926
Call Outside of Town	1
Civil Dispute	7
Domestic	14
Drug/Narcotic Offense	1
Fire/Rescue	13
Funeral Escort	5
Larceny Complaint	10
Miscellaneous	108
Residence Check	5
School Check	106
Suspicious Incident/Person	54
Suspicious Vehicle	8
Warning Citation	55
Warrant	5
Welfare Check	21
Total Events	5,498

Abingdon Police Department

Training Report

April 2017

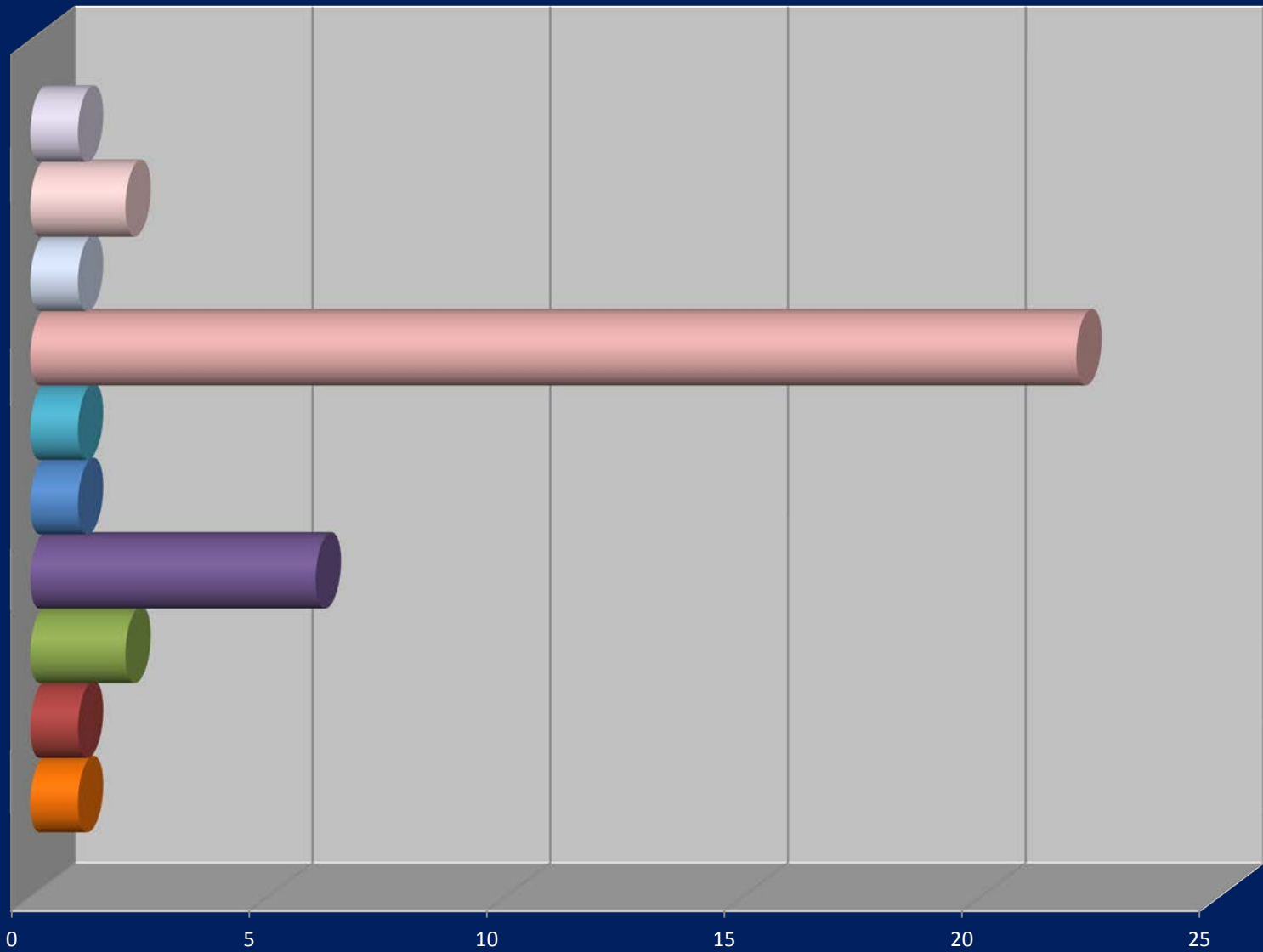
Training Date(s)	Training Location	Number of Hours	Number Attending	Course Description/Title
April 10, 2017	Southwest Law Enforcement Academy	8	2	Advanced Search and Seizure
Total Training Hours		16		
Total Officers Trained		2		

Training Provided

Training Date(s)	Training Location	Number of Hours	Number Attending	Course Description/Title
April 3 - 7, 2017	Southwest Law Enforcement Academy	40	1	Driver Training
April 10 - 11, 2017	Southwest Law Enforcement Academy	16	1	Firearms
April 12, 2017	Southwest Law Enforcement Academy	8	1	Firearms
April 13, 2017	Southwest Law Enforcement Academy	8	1	Firearms
April 14, 2017	Southwest Law Enforcement Academy	8	1	Firearms
Total Training Hours		80		
Total Trainers		5		

April 2017

- Weapons Violation
- Simple Assault
- Shoplifting
- Paper Service
- Hit and Run
- DUI
- Drunk In Public
- Drug Violation
- Disorderly Conduct
- Aggravated Assault



Vehicle Crashes by Location April 2017

Location	Single Vehicle	Two Vehicles	Three Vehicles	Four Vehicles	Five Vehicles	Total Crashes
Colonial Road	1	2				3
Cummings Street		9	1			10
East Main Street		5				5
East Valley Street	2					2
Jonesboro Road	1	2				3
Murifield Circle		1				1
Old Eleven Drive	1					1
Porterfield HWY		1				1
Russell Road		1	1			2
Thompson Drive		2				2
Vances Mill Road	1					1
Walden Road		1				1
West Main Street		6				6
West Valley Street	1					1
Totals	7	30	2			39

Target Enforcement Zones - Officer Initiated - April 2017

	PD5	PD6	PD7	PD8	PD10	PD11	PD12	PD13	PD15	PD17	PD18	PD19	PD20	PD22	PD23	PD25	PD26	PD27	PD28	Totals
A Street	0	0	0	0	0	0	2	0	0	0	0	0	0	1	0	0	0	0	0	3
Baugh Ln	0	0	0	0	0	0	0	0	0	0	0	0	0	0	0	0	0	0	0	0
Bradley Street	0	0	0	0	0	0	0	0	0	0	0	0	0	0	0	0	0	0	0	0
Colonial Rd	1	0	0	0	0	0	0	4	0	0	0	0	2	3	0	0	0	0	0	10
Court St	0	0	0	0	0	0	0	0	0	0	0	0	0	0	0	0	0	0	0	0
Cummings St	0	0	0	0	0	1	0	0	0	4	0	0	1	0	0	0	0	0	0	6
Deadmore St	0	0	0	0	0	0	0	0	0	0	0	1	0	0	0	0	0	0	0	1
East Main St	0	0	0	6	0	1	0	0	1	1	0	0	1	6	0	0	0	0	0	16
East Valley St	0	0	0	1	0	0	0	0	0	0	0	0	0	0	0	1	0	0	0	2
Green Spring Rd	0	0	0	0	0	2	0	2	0	0	0	0	0	1	0	0	0	0	0	5
Hillman HWY	0	0	0	0	0	0	0	0	0	1	0	0	0	0	0	0	0	0	0	1
Lowry Drive	0	0	0	0	0	2	0	0	0	0	0	0	0	0	0	0	0	0	0	2
Nicholas St	0	0	0	0	0	0	0	0	0	0	0	0	0	0	0	0	0	0	0	0
Oakland St	0	0	0	0	0	0	0	0	0	0	0	0	0	0	0	0	0	0	0	0
Preston St	0	0	0	0	0	0	0	1	0	0	0	0	0	1	0	0	0	0	0	2
Rt. 19	0	1	0	0	0	0	0	0	0	2	0	0	0	0	0	0	0	0	0	3
Russell Rd	0	0	0	0	0	1	0	0	0	0	0	0	0	0	0	0	0	0	0	1
Stone Mill Rd	0	0	0	0	0	0	0	0	0	0	0	0	2	0	0	0	0	0	0	2
Thompson Dr	0	0	0	0	0	0	0	0	2	0	0	0	0	0	0	0	0	0	0	2
Walden Rd	0	0	0	0	0	0	0	0	0	0	0	0	0	3	0	0	0	0	0	3
West Main St	0	0	0	2	0	2	0	0	1	1	0	0	0	1	0	1	0	0	0	8
West Valley St	0	0	0	2	0	0	0	0	0	0	0	0	0	0	0	1	0	0	0	0
Whites Mill Rd	0	0	0	0	0	0	0	0	0	0	0	0	0	0	0	0	0	0	0	0
Wyndale Rd	0	0	0	0	0	0	0	0	0	0	0	0	0	0	0	0	0	0	0	0
Other Location	1	0	1	1	0	9	0	1	0	5	0	0	0	0	0	0	0	0	0	18
Totals	2	1	1	12	0	18	2	8	4	14	0	1	6	16	0	3	0	0	0	85

Sgt. Overbay
 Officer Cordle
 Officer DeBusk
 Officer Lucy

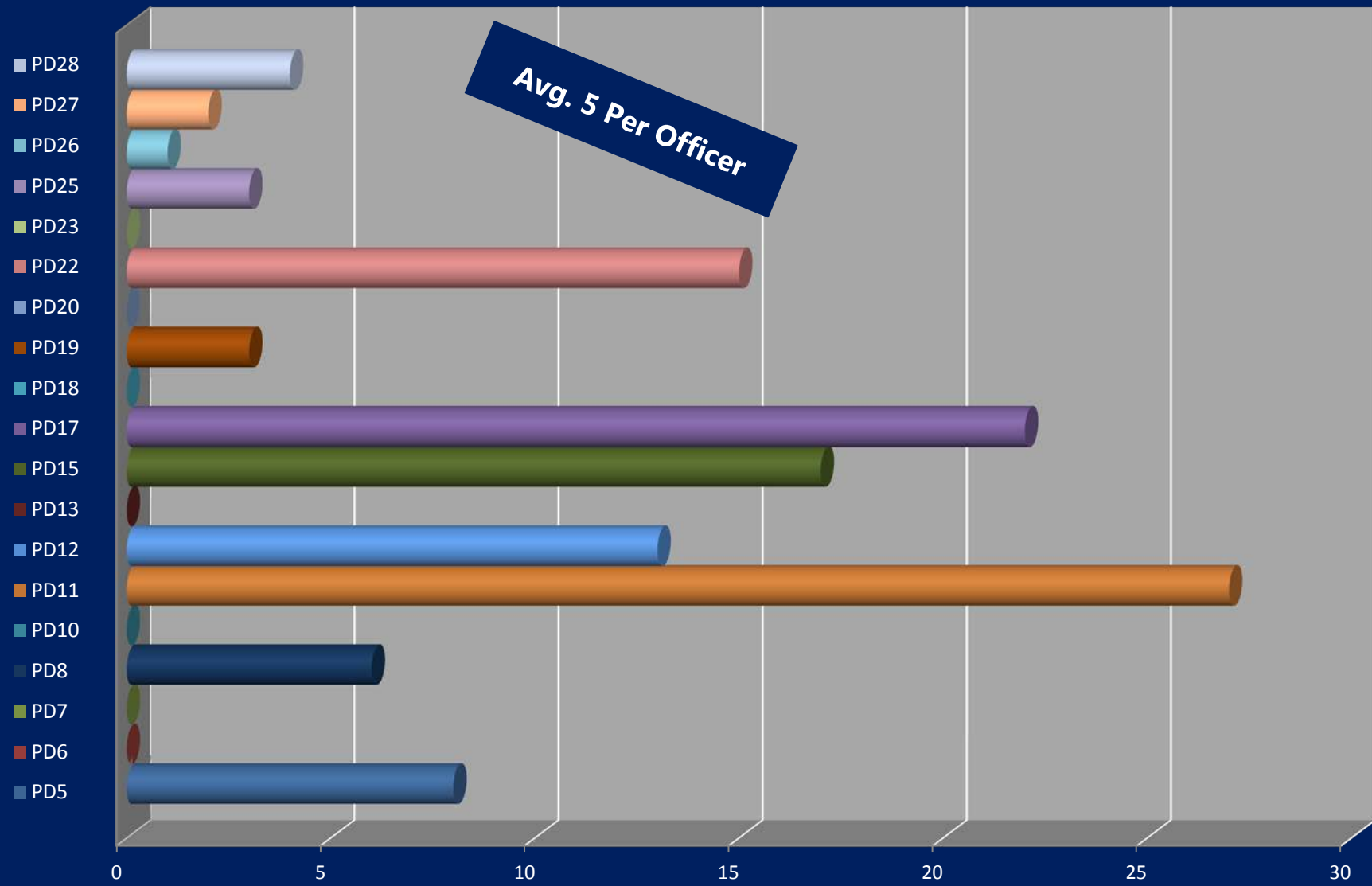
Sgt. Duncan
 Officer Boone
 Officer Eades
 Officer Greer

Sgt. Finney
 Officer Brummitt
 Officer Hagy
 Officer Richardson

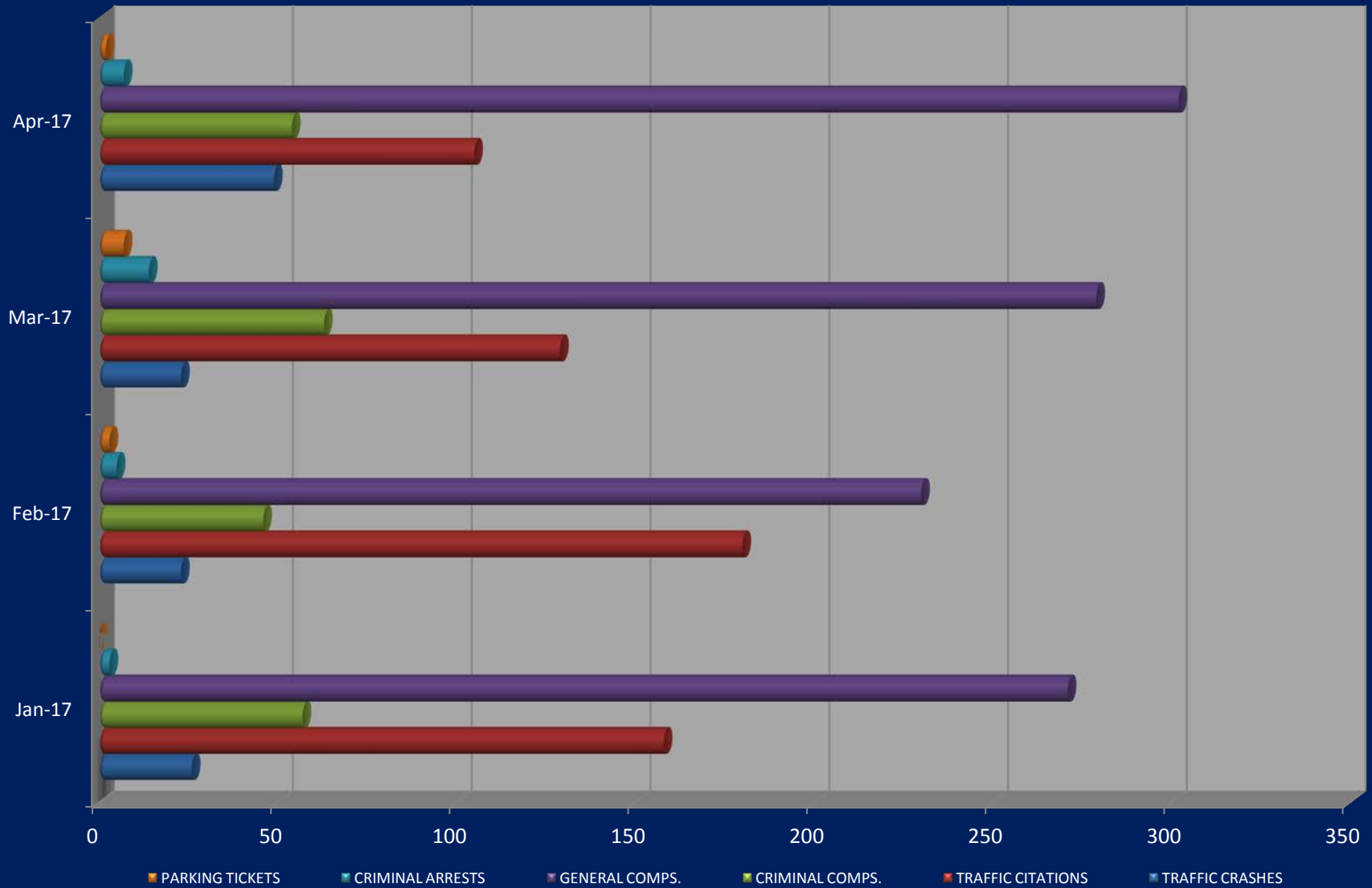
Sgt. Weaver
 Officer Carty
 Officer Farris
 Officer Tate
 Officer Wilmoth

Officer Hay
 Officer Heath

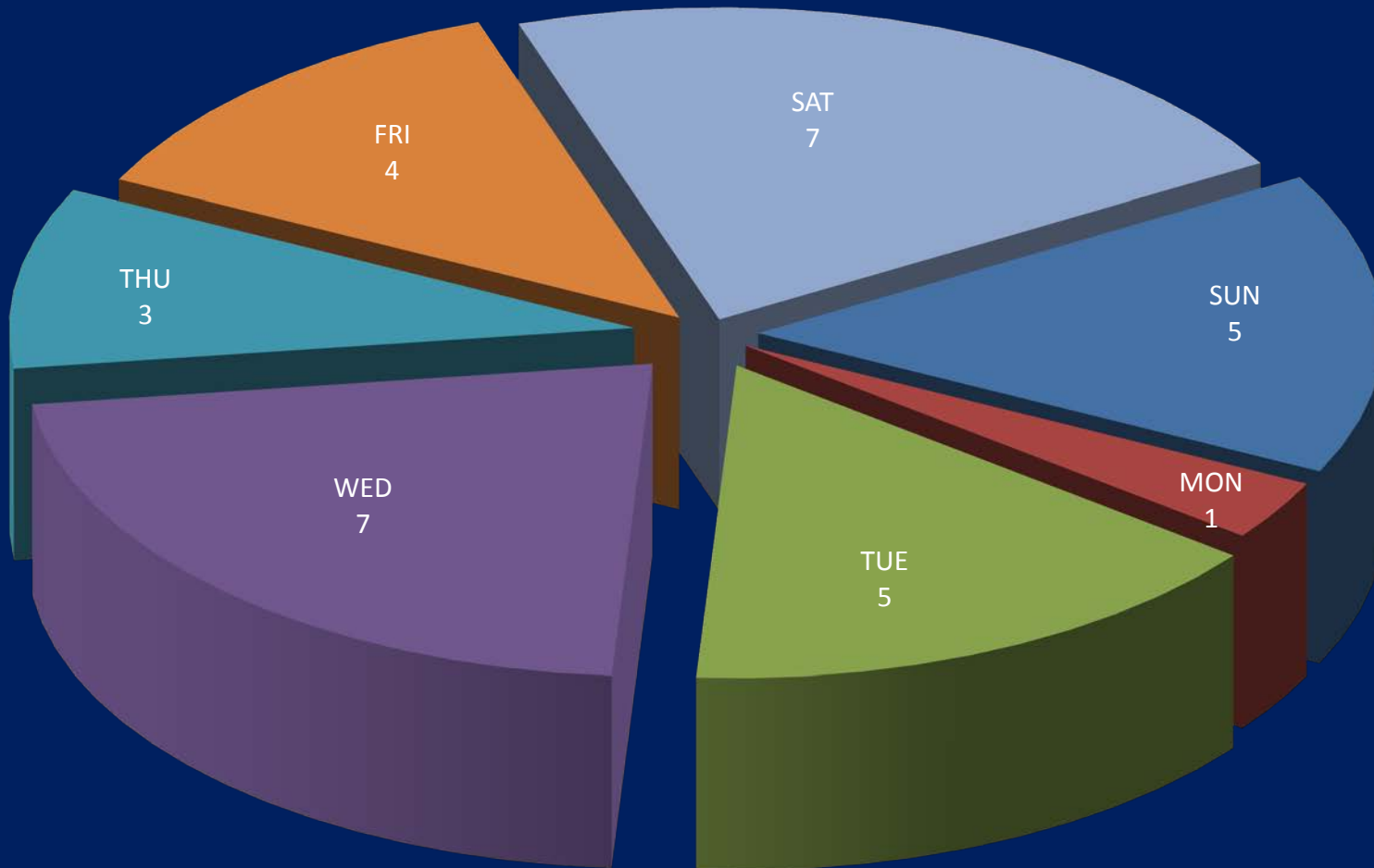
Citations By Officer - Officer Initiated April 2017



Call Volume Monthly Comparison



Group I Offenses by Day of the Week April 2017



Group I Offenses by Time of Day April 2017

