



March 2, 2017

To: Mayor Lowe, Vice -Mayor Humphreys, Council Members Craig, Howard, and Patterson

Cc: Greg Kelly, Town Manager

From: P.A. Sullivan, Chief of Police

Department News:

March has become the traditional kickoff of the tourist season for the police department. The increase in events and activities signals the start of spring and the waves of visitors that accompany warmer weather.

Throughout the month of March, the police department participated in several activities and community events. Some of the highlights include:

- March 2nd: Lieutenant Holbrook and Chief Sullivan participated in Read Across America Day at Abingdon Elementary School.
- March 17th: The department spearheaded the traffic efforts for the Shamrock 4-miler. The fire department, recreation department and streets department were very instrumental in making this event a success.
- March 18th: The department and the streets department assisted in moving a



house for Habitat for Humanity. The house was moved in two sections from the Neff Center to Baltimore Street. It was good to



be able to work with Habitat for Humanity on this project.

- March 21st: The department participated in the annual statewide tornado drill. This included sounding of the tornado warning sirens, sending a test message through Alert Abingdon, and a mock preparedness exercise.
- March 29th: Officer Heath assisted Glade Spring Middle School with their 6th grade Leadership club. This included a Segway demonstration.



Mental Health Report:

The following bullets detail our mental health cases and transports, as well as their associated costs, for the month.

Emergency Custody Orders Served:

March 1	8 hours waiting in the ER with non-resident. WCSO Transport Cummings Street to JMH(10.6 mi.)	Cost: \$ 151.62
March 31	3 hours waiting in the ER with non-resident. Released Hillman Highway to JMH (7.8 mi.)	Cost: \$ 59.06
March 31	5 hours waiting in the ER with non-resident. WCSO Transport Hillman Highway to JMH (7.8 mi.)	Cost: \$ 95.44

Temporary Detention Orders Served:

March 7	2 hours of transport time JMH to SWSMH - Marion (54.8. mi.)	Cost: \$ 66.95
March 14	1.5 hours of transport time JMH to SWSMH - Marion (54.8. mi.)	Cost: \$ 57.83
March 22	8.5 hours of transport time JMH to Roanoke Rehab - Roanoke (262.4 mi.)	Cost: \$ 364.28
March 29	3.5 hours of transport time JMH to St. Albans - Christiansburg (179.4 mi.)	Cost: \$ 185.28

Emergency Custody Order to Temporary Detention Order

March 11	28.5 hours waiting in ER and Transport (Bradley Street to JMH) JMH to Poplar Springs - Petersburg (611.1 mi) - 2 Officers	Cost: \$ 953.69
----------	---	-----------------

During the month of March the police department spent **60 hours** either waiting in the ER with ECO patients or in transport of TDO patients. This came at a **direct, unsubsidized, cost to the tax payers of \$1,934.15** for the month. This equates to \$241.777 per mental health event during the month of March.

In order to have an understanding of mental health cases affect the department and the taxpayers, I have developed the following chart to track the hours and total cost associated with mental health cases each month:

Mental Health Transportation Expenses by Month/Year

2017

2016

2015

2014

Month	Hours	Cost	Hours	Cost	Hours	Cost	Hours	Cost
January	50	\$ 1,319.21	120	\$ 1,796.89	22.5	\$ 655.13	19	\$ 546.60
February	34	\$ 1,484.44	51	\$ 1,468.78	75.5	\$ 2,483.12	30	\$ 846.88
March	60	\$ 1,934.15	36	\$ 825.98	77.5	\$ 2,158.93	27	\$ 914.59
April			45.5	\$ 1,176.65	100.5	\$ 3,007.46	16.5	\$ 455.70
May			64.5	\$ 1,940.85	42	\$ 1,081.59	21	\$ 603.53
June			64.5	\$ 1,641.49	72	\$ 2,417.92	23.5	\$ 941.93
July			34.5	\$ 852.08	16.5	\$ 580.96	54	\$ 1,721.92
August			35.5	\$ 912.74	52	\$ 1,308.57	26	\$ 866.73
September			26	\$ 882.62	41.5	\$ 1,155.79	32	\$ 1,026.53
October			13	\$ 550.07	75.5	\$ 2,505.35	40	\$ 1,198.75
November			24	\$ 626.55	27	\$ 763.68	21.5	\$ 748.83
December			51.5	\$ 1,645.94	86	\$ 2,383.47	25.5	\$ 730.81
Totals	84	\$ 4,734.80	566	\$ 14,886.64	688.5	\$ 20,501.97	336	\$ 10,602.80

School Resource Officers Report - March

Disciplinary Referrals:

During the month of March the School Resource Officers had several incidents that involved counseling of students for situations that were not criminal in nature but could evolve to be. With the officers taking proactive steps ahead of time, the issues are usually resolved before they turn criminal and require police or court intervention. Some of these incidents include:

Abingdon High School:

- Assault complaint
- Assist other agency
- Lost property
- Information request
- Possess tobacco (2)

E.B Stanley Middle School:

- Possess tobacco
- Intimidation
- Larceny complaint
- Welfare check (3)
- Information request

In addition to the referrals list for each school, each officer is responsible for daily security checks to ensure the security and safety of staff and students in the buildings on the campuses.

Calls for Service:

For the month of March the department responded to 345 calls for service. We were able to close all but 19 of those calls. This gave us an overall clearance rate of 94.4 percent for the month. The department responded to 29 IBR reportable cases in the month of March; at the conclusion of the month, 15 remained active. This resulted in a clearance rate of 48.2 percent for all IBR offenses during the month of March.

Traffic Enforcement News:

The department conducted DMV overtime enforcement on six dates during the month of March. Four officers worked an additional 34 hours of overtime resulting in thirty-two (32) traffic stops, which yielded 29 summons and 5 warnings. sixteen (16) citations were for speed violations, seven (7) were for inspection or registration violations, and six (6) were for other traffic violations. This came at a cost of \$879.16, which is reimbursed through the grant.

As always, I am eager to address any questions or concerns you may have concerning the operations of the police department.

Abingdon Police Department
 Monthly Statistics
 March 2017

Complaints - Non Criminal	
Abandoned Vehicles	3
Accidental Death/Non Traffic	0
Accidental Injury/Non Traffic	0
Accidental Property Damage	0
Alarms	49
Animal Calls	3
Assist Citizen	2
Assist Other Agency	9
Civil Disputes	11
Death Investigation	0
Dispute/Family	11
Dispute/Non Family	10
Dispute/Unknown Relation	1
Fire/Rescue	8
Hazardous Materials	0
Hit and Run	3
Inoperative Vehicle	0
Mental Health	0
Miscellaneous Calls	51
Missing Persons	2
Property Lost/Found	5
Suicide/Attempted	0
Suspicious Incidents/Persons	47
Traffic Complaints	45
Welfare Checks	19
Window/Door Open	0
Total Non Criminal	279

Juvenile Related	
Custody Disputes	0
Curfew Violations	0
Truancy	0
Tobacco Violations	3
Unable to Control	0
Miscellaneous	0

Traffic Charges	
Attempt to Elude	0
Drive Revoked/Suspended	7
Equipment Violation	5
Fail to Drive to Right	0
Fail to Obey Sign/Light	7
Fail to Yield	3
Follow Too Closely	1
Improper Passing	0
Inspection Violation	33
No Insurance	2
No O.L.	3
Reckless Driving	3
Reckless Driving by Speed	0
Refusal	0
Registration Violation	16
Seatbelt Violation	1
Speeding 10 - 19 Over	42
Speeding 20 or More Over	4
All Other	2
Total Traffic	129

Traffic Complaints	
Assist Motorist	8
Crash/Priv. Property	0
Crash/Street	23
Directing	0
Funeral Escorts	5
Road Hazards	0
Miscellaneous	7
Parking Complaint	0
Reckless Driving	2
Suspended OL	0

Alcohol Related	
Drinking in Public	0
DUI	1
Public Intoxication	3
Underage Possession	0
Illegal Sale	0
Other	0

Complaints - Criminal	
Alcohol Related	0
Arson	0
Assault on Family	0
Assault on Non Family	2
Auto Theft	0
Bad Check	0
Burglary of Business	0
Burglary of Residence	0
Burglary Other	0
Child Abuse/Neglect	0
Counterfeiting	0
Destruction of Property	3
Disorderly Conduct	0
Drugs	1
Embezzlement	0
Extortion/Blackmail	1
False Pretenses/Credit Card	1
Forgery	0
Forcible Rape	0
Fraud	0
Gambling	0
Harassment	0
Homicide	0
Intimidation	0
Kidnap/Abduction	0
Larceny	12
Motor Vehicle Theft	0
Noise Ordinance	2
Other Offenses	1
Ordinance Violations	3
Paper Service (Arrests)	35
Peeping Tom	0
Protective Order Violations	0
Protective Orders Served	0
Prowlers	0
Pursuits	0
Robbery	0
Runaway	0
Sexual Offenses	0
Threatening	0
Town Tax Violation	0
Trespassing	1
Weapons Law Violations	1

Criminal Arrests	
Abduction	0
Alcohol - All Other	0
Alcohol - Unlawful Poss.	0
Arson	0
Assault/Battery - Police	0
Assault/Battery - Non Fam.	0
Assault/Battery - Family	1
Aggravated Assault	0
Breaking and Entering	0
Child Endangerment	0
DIP	3
DUI	1
Destruction of Property	1
Drugs	0
Embezzlement	0
False Identity to Police	1
Forgery	0
Failure to have BL	0
Fraud	0
Grand Larceny	0
Homicide	0
Identity Theft	0
Larceny	0
Larceny by Check	0
Littering	2
Miscellaneous	1
Make a Display of Privates	0
Noise Violations	1
Obstruction of Justice	1
Paper Service	0
Possess Controlled Sub	1
Possess Vapor	0
Protective Order Violation	0
Resisting Arrest	0
Robbery	0
Sexual Assault	0
Sexual Offense (Non Force)	0
Shoplifting	1
Stalking	0
Threats to Bomb	0
Threats by Mail/Telephone	0
Trespassing	0
Weapons Violations	0

Total Criminal 63

Speed Violations by Location	
Whites Mill Road	2
Empire Drive	1
Green Spring Road	8
A Street	3
Boone Street	1
Cummings Street	4
West Main Street	4
Porterfield Highway	1
Russell Road	3
Colonial Road	5
Stanley Street	1
B Street	1
Hillman Highway	4
Jonesboro Road	7
Walden Road	1

Total Arrests 14

**Average Speed Over
Posted Limit:** 16.2

Parking Tickets Issued: 7

Daily Activity Log Totals

Event Type	Count
Alarm Activation	43
Animal Complaint	2
Area Check	801
Assist Motorist	8
Assist Other Police/Sheriff Department	39
Bank Check	304
Business Check	3,453
Civil Dispute	10
Domestic	12
Fire/Rescue	7
Funeral Escort	9
Miscellaneous	104
Residence Check	16
School Check	105
Suspicious Incident/Person	48
Suspicious Vehicle	2
Temporary Detention Order	5
Warning Citation	75
Warrant	5
Welfare Check	17
Total Events	5,065

**Abingdon Police Department
Training Report
March 2017**

Training Date(s)	Training Location	Number of Hours	Number Attending	Course Description/Title
		Total Training Hours	0	
		Total Officers Trained	0	

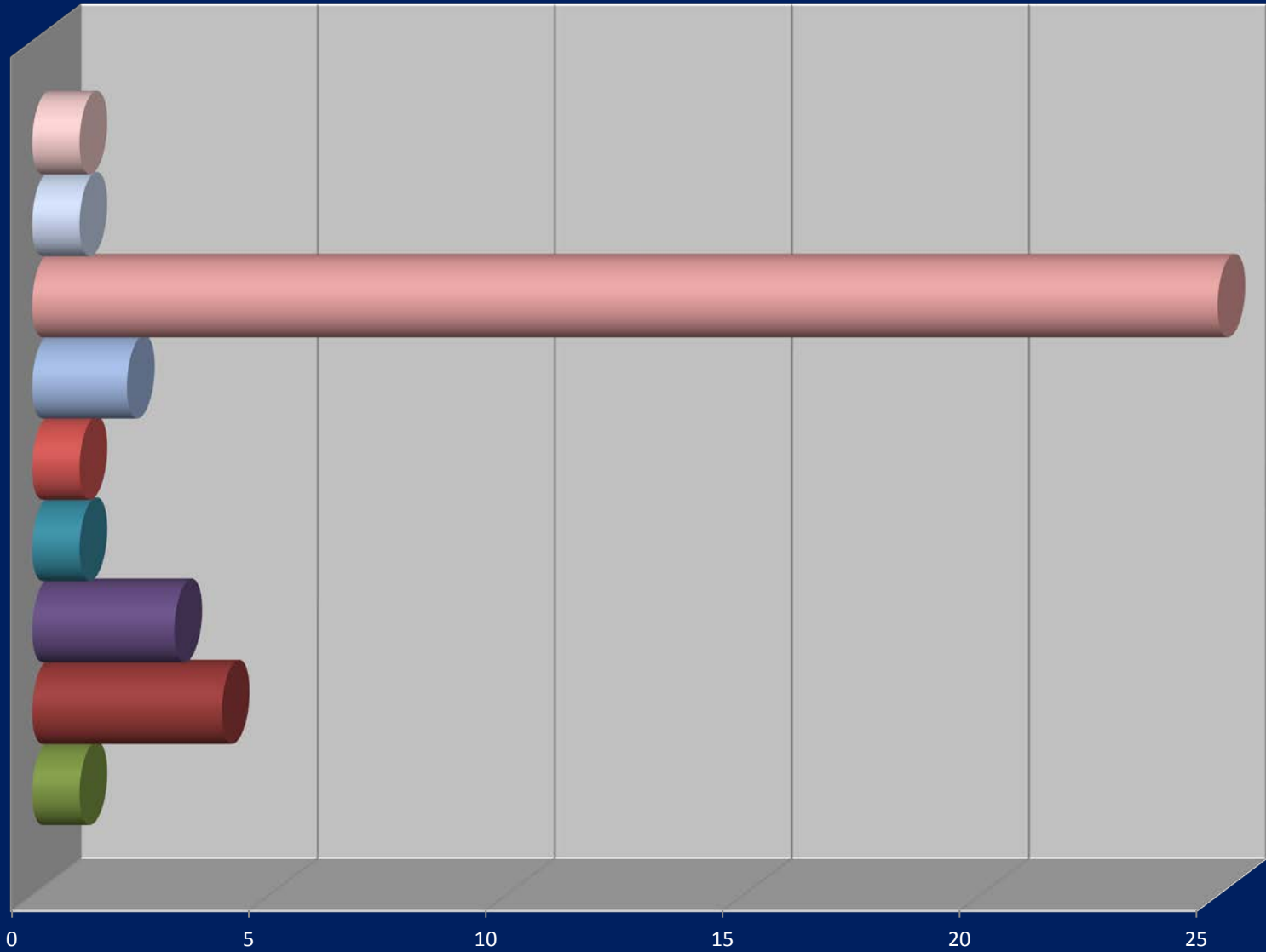
No Training in March

Training Provided

Training Date(s)	Training Location	Number of Hours	Number Attending	Course Description/Title
March 1, 2017	Southwest Law Enforcement Academy	8	1	E.R.A.S.E Instructor Class
March 1-2, 2017	Southwest Law Enforcement Academy	16	1	Crime Scene Processing
March 17, 2017	Southwest Law Enforcement Academy	4	1	Traffic Control
March 21-22, 2017	Southwest Law Enforcement Academy	16	1	Accident Investigation
March 24, 2017	Southwest Law Enforcement Academy	8	1	Traffic Stops
March 28-29, 2017	Southwest Law Enforcement Academy	16	1	DUI Stops and Procedures
March 31, 2017	Southwest Law Enforcement Academy	8	1	Vehicle Operations
		Total Training Hours	76	
		Total Trainers	6	

March 2017

- Simple Assault
- Shoplifting
- Paper Service
- Other Offenses
- Larceny
- DUI
- Drunk In Public
- Drug Violation
- Destruction of Property



Vehicle Crashes by Location March 2017

Location	Single Vehicle	Two Vehicles	Three Vehicles	Four Vehicles	Five Vehicles	Total Crashes
Cummings Street		1				1
Deadmore Street		1				1
East Main Street				1		1
East Valley Street		1				1
Gillespie Drive	1					1
Jonesboro Road		3				3
Lee Highway		1				1
Oakland Street		1				1
Russell Road		1				1
Stanley Street		1				1
Towne Centre Drive		1				1
West Main Street		2				2
West Valley Street			1			1
Totals	1	13	1	1		16

Target Enforcement Zones - Officer Initiated - March 2017

	PD5	PD6	PD7	PD8	PD10	PD11	PD12	PD13	PD15	PD17	PD18	PD19	PD20	PD22	PD23	PD25	PD26	PD27	PD28	Totals
A Street	1	0	0	0	0	2	3	0	0	0	0	0	0	2	0	0	0	0	1	9
Baugh Ln	0	0	0	0	0	0	0	0	0	0	0	0	0	0	0	0	0	0	0	0
Bradley Street	0	0	0	0	0	0	0	0	0	0	0	0	0	0	0	0	0	0	0	0
Colonial Rd	0	0	0	0	0	0	1	0	0	0	0	1	0	2	0	0	0	0	2	6
Court St	0	0	0	0	0	0	0	0	0	0	0	0	0	0	0	0	0	0	0	0
Cummings St	0	0	0	0	0	0	1	0	8	0	0	0	0	3	0	0	0	0	0	12
Deadmore St	0	0	0	0	0	0	0	0	0	0	0	0	0	0	0	0	0	0	0	0
East Main St	6	0	0	3	0	2	0	0	2	5	0	0	0	3	0	1	1	0	1	24
East Valley St	0	0	0	0	0	0	0	0	0	0	0	0	0	0	0	0	0	0	0	0
Green Spring Rd	1	0	0	0	0	0	4	0	0	2	0	0	0	0	0	0	0	0	0	7
Hillman HWY	0	0	0	0	0	4	0	0	0	1	0	0	0	0	0	0	0	0	0	5
Lowry Drive	0	0	0	0	0	0	0	0	0	0	0	0	0	0	0	0	0	0	0	0
Nicholas St	0	0	0	0	0	0	0	0	0	0	0	0	0	0	0	0	0	0	0	0
Oakland St	0	0	0	0	0	0	0	0	0	0	0	0	0	0	0	0	0	0	0	0
Preston St	0	0	0	0	0	0	0	0	0	0	0	0	0	0	0	0	0	0	0	0
Rt. 19	0	0	0	0	0	1	0	0	0	1	0	0	0	0	0	0	0	0	0	2
Russell Rd	0	0	0	0	0	1	0	0	1	2	0	0	0	0	0	0	0	0	0	4
Stone Mill Rd	0	0	0	0	0	0	0	0	0	0	0	0	0	0	0	0	0	0	0	0
Thompson Dr	0	0	0	0	0	0	1	0	0	0	0	0	0	0	0	0	0	0	0	1
Walden Rd	0	0	0	0	0	0	0	0	0	0	0	0	0	1	0	0	0	0	0	1
West Main St	0	0	0	3	0	2	3	0	6	5	0	0	0	4	0	0	0	0	0	23
West Valley St	0	0	0	0	0	0	0	0	0	1	0	0	0	0	0	0	0	0	0	0
Whites Mill Rd	0	0	0	0	0	1	0	0	0	0	0	2	0	0	0	1	0	0	0	4
Wyndale Rd	0	0	0	0	0	0	0	0	0	0	0	0	0	0	0	0	0	0	0	0
Other Location	0	0	0	0	0	14	0	0	0	5	0	0	0	0	0	1	0	2	0	22
Totals	8	0	0	6	0	27	13	0	17	22	0	3	0	15	0	3	1	2	4	120

Sgt. Overbay
 Officer Cordle
 Officer DeBusk
 Officer Lucy

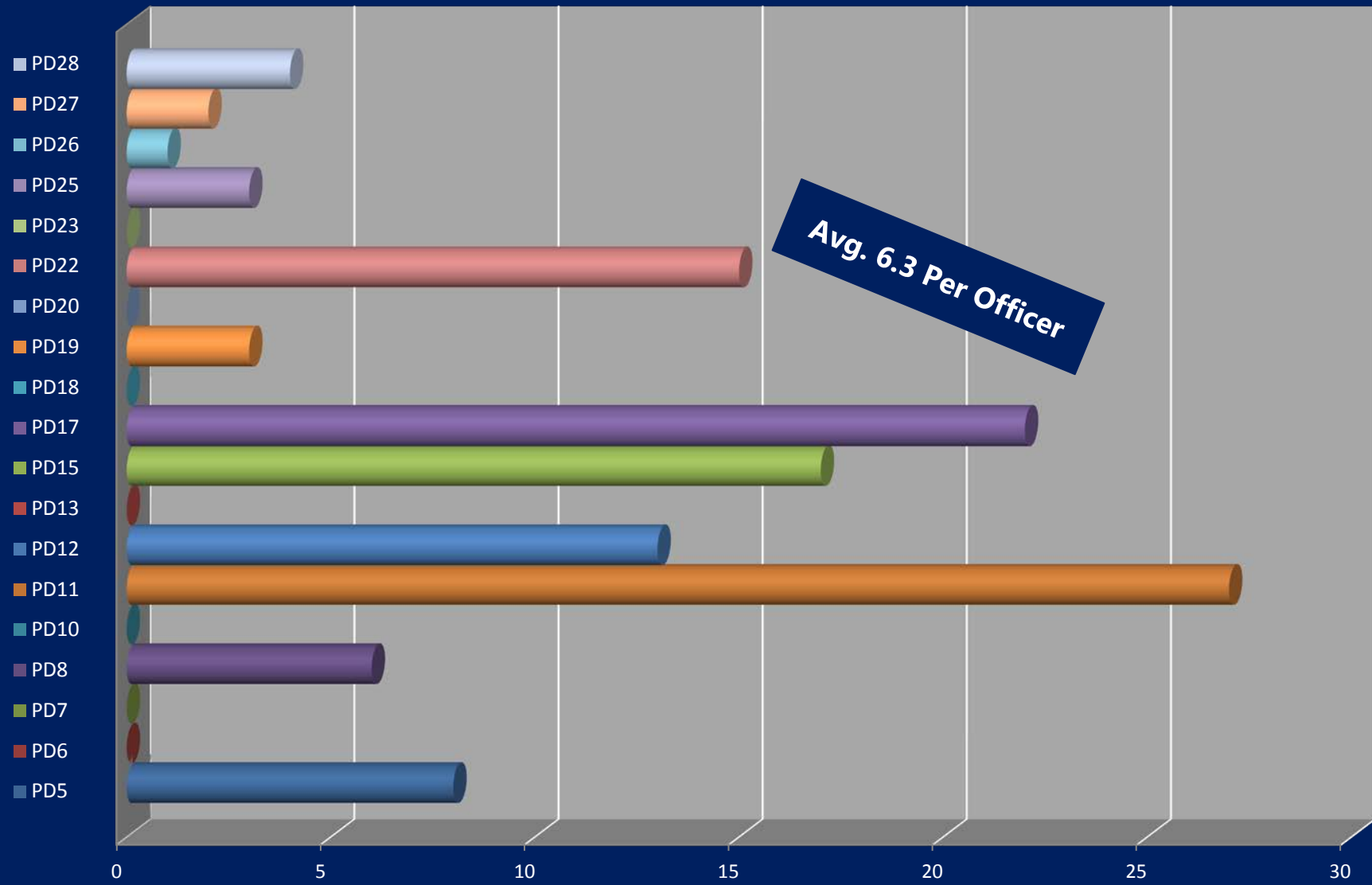
Sgt. Duncan
 Officer Boone
 Officer Eades
 Officer Greer

Sgt. Finney
 Officer Brummitt
 Officer Hagy
 Officer Richardson

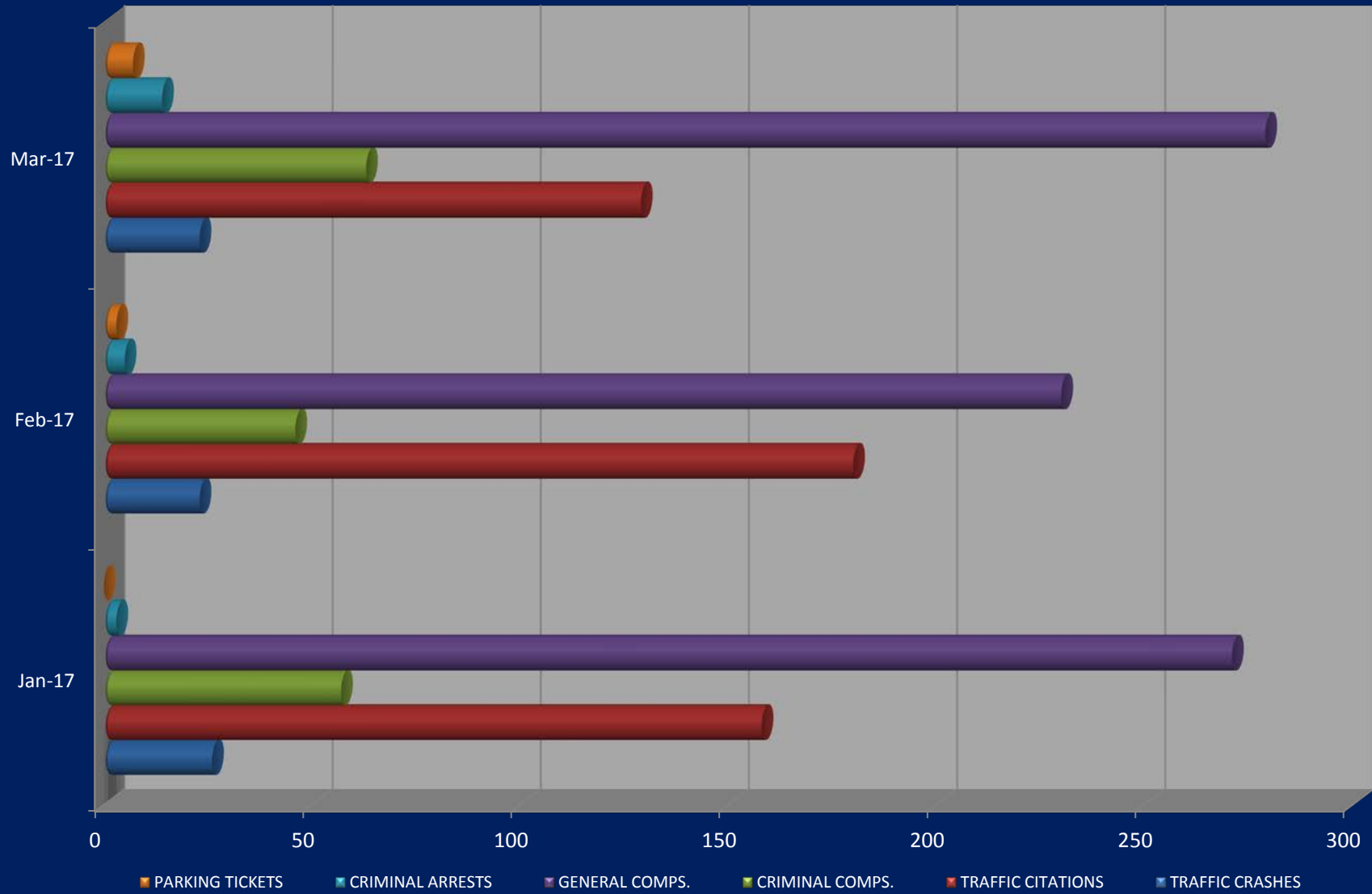
Sgt. Weaver
 Officer Carty
 Officer Farris
 Officer Tate
 Officer Wilmoth

Officer Hay
 Officer Heath

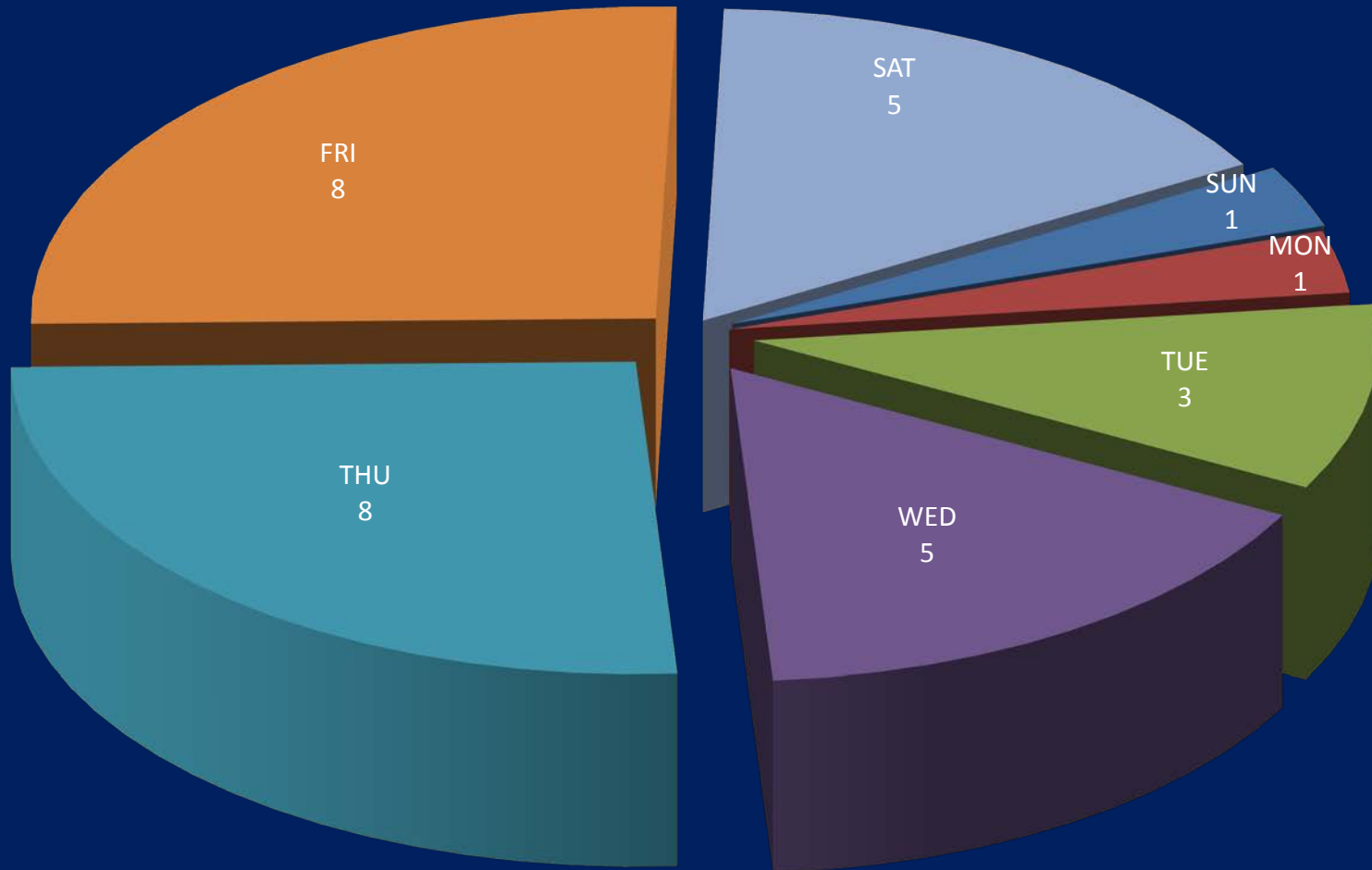
Citations By Officer - Officer Initiated March 2017



Call Volume Monthly Comparison



Group I Offenses by Day of the Week March 2017



Group I Offenses by Time of Day March 2017

