



March 2, 2017

To: Mayor Lowe, Vice -Mayor Humphreys, Council Members Craig, Howard, and Patterson


Cc: Greg Kelly, Town Manager

From: P.A. Sullivan, Chief of Police

Department News:

Throughout February, the police department had several activities and community events. Some of the highlights include:

- February 2th: Officer Heath spoke to students at E.B. Stanley concerning the use of technology. The presentation, "Technology and You" is a part of the Virginia Rules program and is designed to educate students in the usefulness and dangers associated the internet and social media.
- February 7th: Lt. Holbrook provided a tour for a local Cub Scout troop. In addition to touring the building, the Cub Scouts learned about the features of our police cars and even learned how RADAR operates through the use of a handheld RADAR unit.
- February 10th: In response to several inquiries, the department published an informational bulletin concerning vultures. The warmer temperatures caused an increase in our vulture population and they were roosting in areas not occupied by our resident flock. The bulletin was published on the police department blog and Facebook page. It was also picked up by local media outlets. The extremely warm end to the month saw the birds move farther north and our numbers are back to normal for now.



Mental Health Report:

The following bullets detail our mental health cases and transports, as well as their associated costs, for the month.

Emergency Custody Orders Served:

February 1	4 hours waiting in the ER with resident. Released Colonial Road to JMH(14.2 mi.)	Cost: \$ 82.08
February 9	3 hours waiting in the ER with resident. Released Lowry Drive to JMH (12.8 mi.)	Cost: \$ 61.93

Temporary Detention Orders Served:

February 13	1.5 hours of transport time JMH to SWSMH - Marion (54.8. mi.)	Cost: \$ 57.83
February 14	1 hours of transport time JMH to SWSMH - Marion (54.8. mi.)	Cost: \$ 48.70
February 21	2.5 hours of transport time JMH to SWSMH - Marion (54.8. mi.)	Cost: \$ 76.08
February 26	3.5 hours of transport time JMH to SWSMH - Marion (54.8. mi.)	Cost: \$ 94.33

Emergency Custody Order to Temporary Detention Order

February 10	18.5 hours waiting in ER and Transport (Hillman Hwy to JMH) JMH to Poplar Springs - Petersburg (597.6 mi) - 2 Officers	Cost: \$1,063.45
-------------	---	------------------

During the month of February the police department spent **34 hours** either waiting in the ER with ECO patients or in transport of TDO patients. This came at a **direct, unsubsidized, cost to the tax payers of \$1,484.44** for the month. This equates to \$212.05 per mental health event during the month of February.

In order to have a basis of how this tracks with previous months and years, I have developed the following chart:

Mental Health Transportation Expenses by Month/Year

	2017		2016		2015		2014	
Month	Hours	Cost	Hours	Cost	Hours	Cost	Hours	Cost
January	50	\$ 1,319.21	120	\$ 1,796.89	22.5	\$ 655.13	19	\$ 546.60
February	34	\$ 1,484.44	51	\$ 1,468.78	75.5	\$ 2,483.12	30	\$ 846.88
March			36	\$ 825.98	77.5	\$ 2,158.93	27	\$ 914.59
April			45.5	\$ 1,176.65	100.5	\$ 3,007.46	16.5	\$ 455.70
May			64.5	\$ 1,940.85	42	\$ 1,081.59	21	\$ 603.53
June			64.5	\$ 1,641.49	72	\$ 2,417.92	23.5	\$ 941.93
July			34.5	\$ 852.08	16.5	\$ 580.96	54	\$ 1,721.92
August			35.5	\$ 912.74	52	\$ 1,308.57	26	\$ 866.73
September			26	\$ 882.62	41.5	\$ 1,155.79	32	\$ 1,026.53
October			13	\$ 550.07	75.5	\$ 2,505.35	40	\$ 1,198.75
November			24	\$ 626.55	27	\$ 763.68	21.5	\$ 748.83
December			51.5	\$ 1,645.94	86	\$ 2,383.47	25.5	\$ 730.81
Totals	84	\$ 2,800.65	566	\$ 14,886.64	688.5	\$ 20,501.97	336	\$ 10,602.80

School Resource Officers Report - February

Disciplinary Referrals:

Abingdon High School:

- Assault complaint

E.B Stanley Middle School:

- Miscellaneous call

During the month of February the School Resource Officers had several incidents that involved counseling of students for situations that were not criminal in nature but could evolve to be. With the officers taking proactive steps ahead of time, the issues are usually resolved before they turn criminal and require police or court intervention. Some of these incidents include:

- Daily security checks to ensure the security and safety of staff and students in the buildings.
- February 2nd, Officer Heath participated in instructing a social media awareness class to the 6 graders of E.B. Stanley as part of The Virginia Rules program. Officer Heath as well as members of the Washington County sheriff's office, Commonwealth Attorney's office and Juvenile probation office taught on different subjects that day to over 230 6th grade students.
- February 2nd, Officer Heath was advised that two students had been involved in an altercation that day and the parents did not want any law enforcement involvement and were satisfied with the schools disciplinary action. Both students were counseled about the possible legal outcomes that could arise when assaulting one another and offered numerous other resources to use when disagreements arise between them.
- February 3rd, Officer Heath was advised that a student had been chasing another student with scissors. The student's case worker was already involved. The student was referred to HCS.
- February 8th, Officer Heath spoke to 101 6th grade students about finger prints and how law enforcement collects them as evidence. Officer Heath also had students place their own finger prints on balloons to observe and study the different ridge patterns of their own prints.

Calls for Service:

For the month of February the department responded to 278 calls for service. We were able to close all but 9 of those calls. This gave us an overall clearance rate of 96.4 percent for the month. The department responded to 19 IBR reportable cases in the month of February; at the conclusion of the month, 6 remained active. This resulted in a clearance rate of 68.4 percent for all IBR offenses during the month of February.

Traffic Enforcement News:

The department conducted DMV overtime enforcement on nine dates during the month of February. Four officers worked an additional 51.5 hours of overtime resulting in sixty-four (64) traffic stops, which yielded 52 summons and 16 warnings. Thirty-three (33) citations were for speed violations, thirteen (13) were for inspection violations, two (2) were for registration violations, one for not wearing a seatbelt, one for violating operator license laws, and one for non-moving violations. In addition, there was one wanted person arrested as a result of a traffic stop. This came at a cost of \$1,305.05, which is reimbursed through the grant.

As always, I am eager to address any questions or concerns you may have concerning the operations of the police department.

Abingdon Police Department
 Monthly Statistics
 February 2017

Complaints - Non Criminal	
Abandoned Vehicles	2
Accidental Death/Non Traffic	0
Accidental Injury/Non Traffic	0
Accidental Property Damage	0
Alarms	39
Animal Calls	12
Assist Citizen	1
Assist Other Agency	5
Civil Disputes	7
Death Investigation	0
Dispute/Family	9
Dispute/Non Family	2
Dispute/Unknown Relation	0
Fire/Rescue	3
Hazardous Materials	0
Hit and Run	4
Inoperative Vehicle	0
Mental Health	0
Miscellaneous Calls	32
Missing Persons	0
Property Lost/Found	3
Suicide/Attempted	0
Suspicious Incidents/Persons	46
Traffic Complaints	52
Welfare Checks	13
Window/Door Open	0
Total Non Criminal	230

Juvenile Related	
Custody Disputes	0
Curfew Violations	0
Truancy	0
Tobacco Violations	0
Unable to Control	0
Miscellaneous	0

Traffic Charges	
Attempt to Elude	0
Drive Revoked/Suspended	10
Equipment Violation	3
Fail to Drive to Right	0
Fail to Obey Sign/Light	1
Fail to Yield	5
Follow Too Closely	1
Improper Passing	0
Inspection Violation	67
No Insurance	4
No O.L.	7
Reckless Driving	3
Reckless Driving by Speed	0
Refusal	0
Registration Violation	20
Seatbelt Violation	1
Speeding 10 - 19 Over	53
Speeding 20 or More Over	3
All Other	2
Total Traffic	180

Traffic Complaints	
Assist Motorist	4
Crash/Priv. Property	0
Crash/Street	22
Directing	0
Funeral Escorts	8
Road Hazards	0
Miscellaneous	16
Parking Complaint	0
Reckless Driving	1
Suspended OL	0

Alcohol Related	
Drinking in Public	0
DUI	1
Public Intoxication	1
Underage Possession	0
Illegal Sale	0
Other	0

Complaints - Criminal	
Alcohol Related	0
Arson	0
Assault on Family	0
Assault on Non Family	2
Auto Theft	0
Bad Check	0
Burglary of Business	0
Burglary of Residence	0
Burglary Other	0
Child Abuse/Neglect	0
Counterfeiting	0
Destruction of Property	1
Disorderly Conduct	0
Drugs	0
Embezzlement	0
Extortion/Blackmail	0
False Pretenses/Credit Card	1
Forgery	0
Forcible Rape	0
Fraud	0
Gambling	0
Harassment	0
Homicide	0
Intimidation	0
Kidnap/Abduction	0
Larceny	10
Motor Vehicle Theft	1
Noise Ordinance	0
Other Offenses	0
Ordinance Violations	3
Paper Service (Arrests)	25
Peeping Tom	0
Protective Order Violations	0
Protective Orders Served	0
Prowlers	1
Pursuits	0
Robbery	0
Runaway	0
Sexual Offenses	0
Threatening	0
Town Tax Violation	0
Trespassing	1
Weapons Law Violations	1
Total Criminal	46

Criminal Arrests	
Abduction	0
Alcohol - All Other	0
Alcohol - Unlawful Poss.	0
Arson	0
Assault/Battery - Police	0
Assault/Battery - Non Fam.	0
Assault/Battery - Family	0
Aggravated Assault	2
Breaking and Entering	0
Child Endangerment	0
DIP	1
DUI	1
Destruction of Property	0
Drugs	0
Embezzlement	0
False Identity to Police	0
Forgery	0
Failure to have BL	0
Fraud	0
Grand Larceny	0
Homicide	0
Identity Theft	0
Larceny	0
Larceny by Check	0
Littering	0
Miscellaneous	0
Make a Display of Privates	0
Noise Violations	0
Obstruction of Justice	0
Paper Service	16
Possess Controlled Sub	0
Possess Vapor	0
Protective Order Violation	0
Resisting Arrest	0
Robbery	0
Sexual Assault	0
Sexual Offense (Non Force)	0
Shoplifting	4
Stalking	0
Threats to Bomb	0
Threats by Mail/Telephone	0
Trespassing	0
Weapons Violations	0
Total Arrests	24

Speed Violations by Location	
Colonial Road	6
Green Spring Road	6
Cummings Street	7
Vances Mill Road	1
West Main Street	8
Hillman Highway	6
Porterfield/Route 19	9
A Street	1
East Main Street	2
Walden Road	2
Russell Road	7
Stone Mill Road	1

Average Speed Over
Posted Limit: 15.1

Parking Tickets Issued: 3

Daily Activity Log Totals

Event Type	Count
Alarm Activation	50
Animal Complaint	11
Area Check	790
Assist Motorist	9
Assist Other Police/Sheriff Department	29
Bank Check	276
Business Check	3,574
Civil Dispute	5
Domestic	8
Emergency Custody Order	4
Fire/Rescue	1
Funeral Escort	7
Miscellaneous	81
School Check	92
Suspicious Incident/Person	34
Suspicious Vehicle	4
Temporary Detention Order	4
Warning Citation	105
Warrant	9
Welfare Check	19
Total Events	5,112

**Abingdon Police Department
Training Report
February 2017**

Training Date(s)	Training Location	Number of Officers	Course Description/Title
Total Training Hours		0	
Total Officers Trained		0	

No Training in February


Training Provided

Training Date(s)	Training Location	Number of Hours	Number Attending	Course Description/Title
February 1-2, 2017	Southwest Law Enforcement Academy	12	1	Basic Law
February 2, 2017	Southwest Law Enforcement Academy	4	1	Juvenile Law
February 13, 2017	Southwest Law Enforcement Academy	8	1	Arrest Procedures
February 13-14, 2017	Southwest Law Enforcement Academy	16	1	Drug Recognition
February 27, 2017	Southwest Law Enforcement Academy	4	1	Transporting Prisoners
February 27, 2017	Southwest Law Enforcement Academy	3	1	Courtroom Testimony
February 26-28, 2017	Southwest Law Enforcement Academy	24	1	E.R.A.S.E Instructor Class
Total Training Hours		71		
Total Trainers		6		

Vehicle Crashes by Location February 2017

Location	Single Vehicle	Two Vehicles	Three Vehicles	Four Vehicles	Five Vehicles	Total Crashes
A Street		1				1
Cook Street		2				2
Cummings Street		3				3
East Main Street		3				3
East Valley Street		2				2
Jonesboro Road		1				1
Plumb Alley		1				1
Russell Road	1	1				2
Stonemill Road		1				1
Thompson Drive		1				1
West Main Street		4				4
West Valley Street	1					1
Totals	2	20				22

February 2017



Target Enforcement Zones - Officer Initiated - February 2017

	PD5	PD6	PD7	PD8	PD10	PD11	PD12	PD13	PD15	PD17	PD18	PD19	PD20	PD22	PD23	PD25	PD26	PD27	PD28	Totals
A Street	0	0	0	1	0	0	1	0	0	0	0	0	0	0	0	0	0	0	0	2
Baugh Ln	0	0	0	0	0	0	1	0	0	0	0	0	0	0	0	0	0	0	0	1
Bradley Street	0	0	0	0	0	0	0	0	0	0	0	0	0	0	0	0	0	0	0	0
Colonial Rd	1	0	0	0	0	0	3	1	0	0	0	1	0	1	0	0	0	0	0	7
Court St	0	0	0	0	0	1	0	0	0	0	0	0	0	0	0	0	0	0	0	1
Cummings St	0	0	0	0	0	1	0	0	9	0	0	0	0	0	0	1	0	0	0	11
Deadmore St	0	0	0	0	0	0	0	0	0	0	0	0	0	1	0	0	0	0	0	1
East Main St	2	0	0	14	0	7	1	0	7	2	0	0	0	0	0	1	0	0	2	36
East Valley St	0	0	0	0	0	0	0	0	0	0	0	2	0	0	0	0	0	0	0	2
Green Spring Rd	0	0	0	0	0	3	0	0	3	0	0	1	0	3	0	0	0	0	0	10
Hillman HWY	0	0	0	0	0	0	0	0	2	4	0	0	0	0	0	0	0	0	0	6
Lowry Drive	0	0	0	0	0	3	0	0	0	0	0	0	0	0	0	0	0	0	0	3
Nicholas St	0	0	0	0	0	0	0	0	0	0	0	0	0	0	0	0	0	0	0	0
Oakland St	0	0	0	0	0	0	0	0	0	0	0	0	0	0	0	0	0	0	0	0
Preston St	0	0	0	0	0	1	0	0	0	0	0	0	0	0	0	0	0	0	0	1
Rt. 19	1	0	0	0	0	2	0	9	0	1	0	0	0	0	0	0	0	0	0	13
Russell Rd	0	0	0	5	0	1	1	0	7	4	0	0	0	0	0	0	0	0	0	18
Stone Mill Rd	0	0	0	0	0	0	0	0	0	1	0	0	0	0	0	0	0	0	0	1
Thompson Dr	0	0	0	0	0	0	0	0	0	0	0	0	0	0	0	0	0	0	0	0
Walden Rd	0	0	0	0	0	2	0	0	0	1	0	0	0	0	0	0	0	0	0	3
West Main St	0	0	0	5	0	4	7	5	6	3	0	1	0	0	0	4	0	0	0	35
West Valley St	0	0	0	1	0	2	0	0	0	0	0	1	0	0	0	0	0	0	0	0
Whites Mill Rd	0	0	0	0	0	0	0	0	0	0	0	0	0	0	0	0	0	0	0	0
Wyndale Rd	0	0	0	0	0	0	0	0	0	0	0	0	0	0	0	0	0	0	0	0
Other Location	0	0	0	2	0	5	0	0	0	0	0	4	2	0	0	0	1	0	0	14
Totals	4	0	0	28	0	32	14	15	34	16	0	10	2	5	0	6	1	0	2	165

Sgt. Overbay
 Officer Cordle
 Officer DeBusk
 Officer Lucy

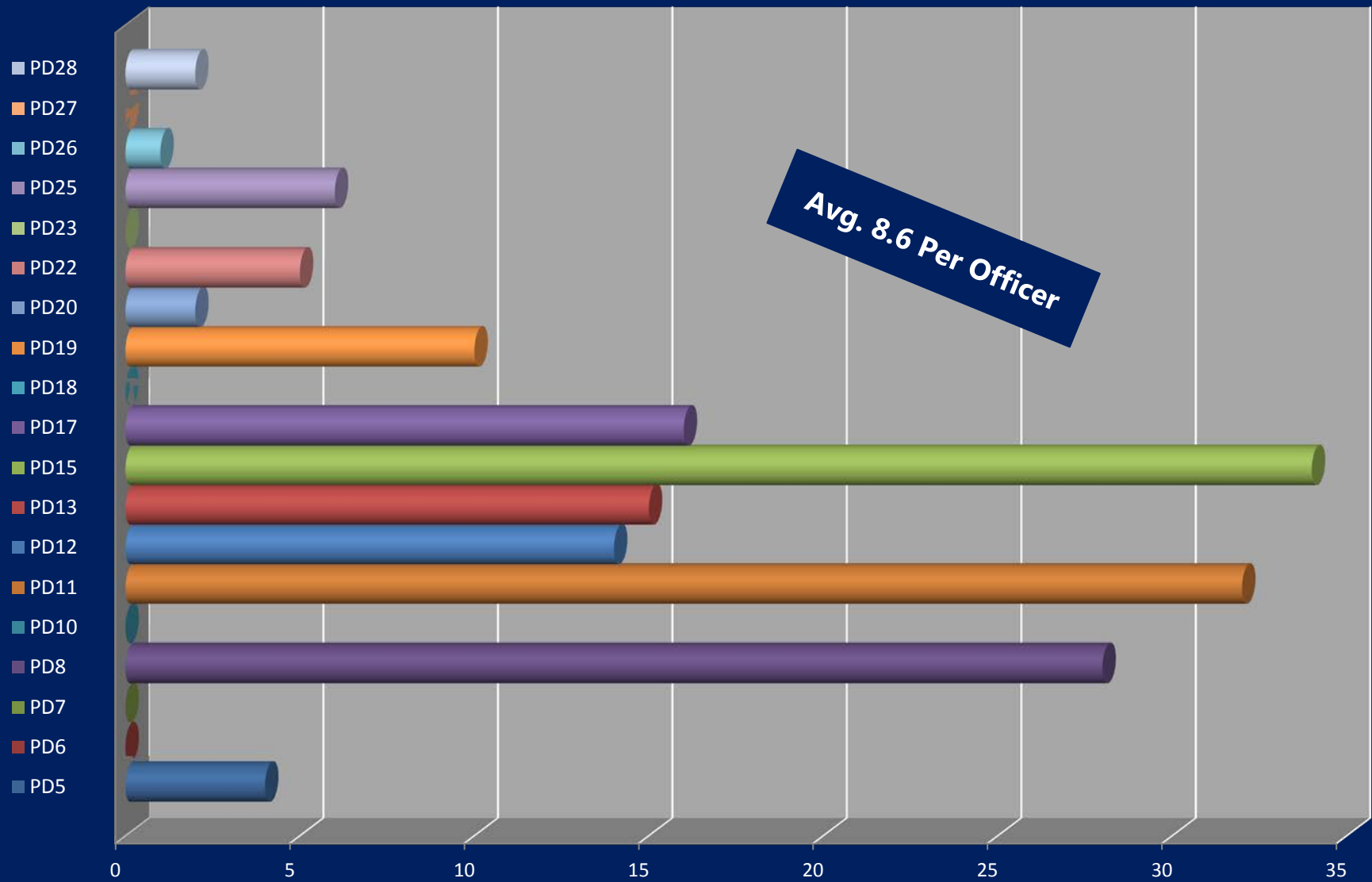
Sgt. Duncan
 Officer Boone
 Officer Eades
 Officer Greer

Sgt. Finney
 Officer Brummitt
 Officer Hagy
 Officer Richardson

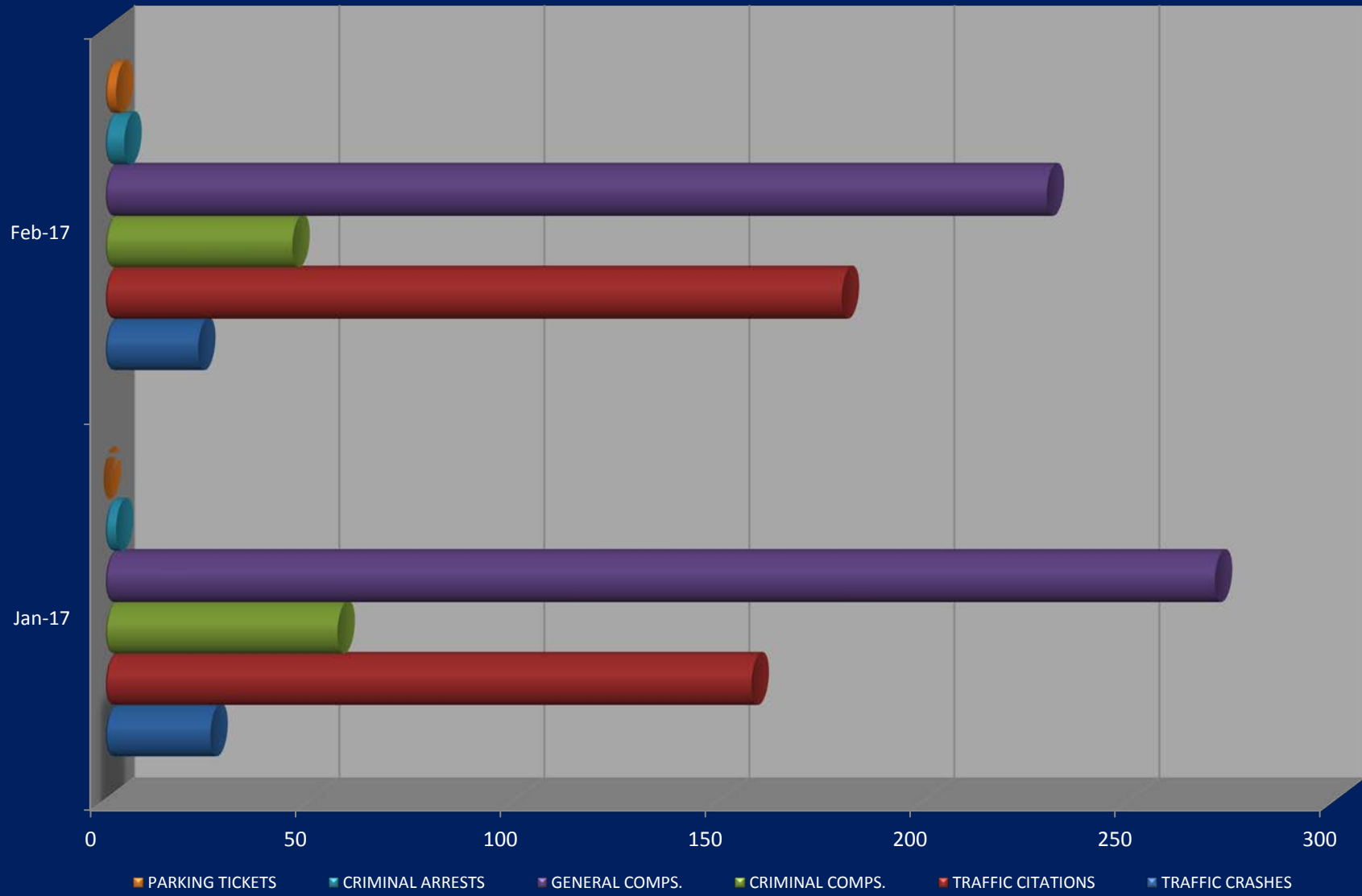
Sgt. Weaver
 Officer Carty
 Officer Farris
 Officer Tate
 Officer Wilmoth

Officer Hay
 Officer Heath

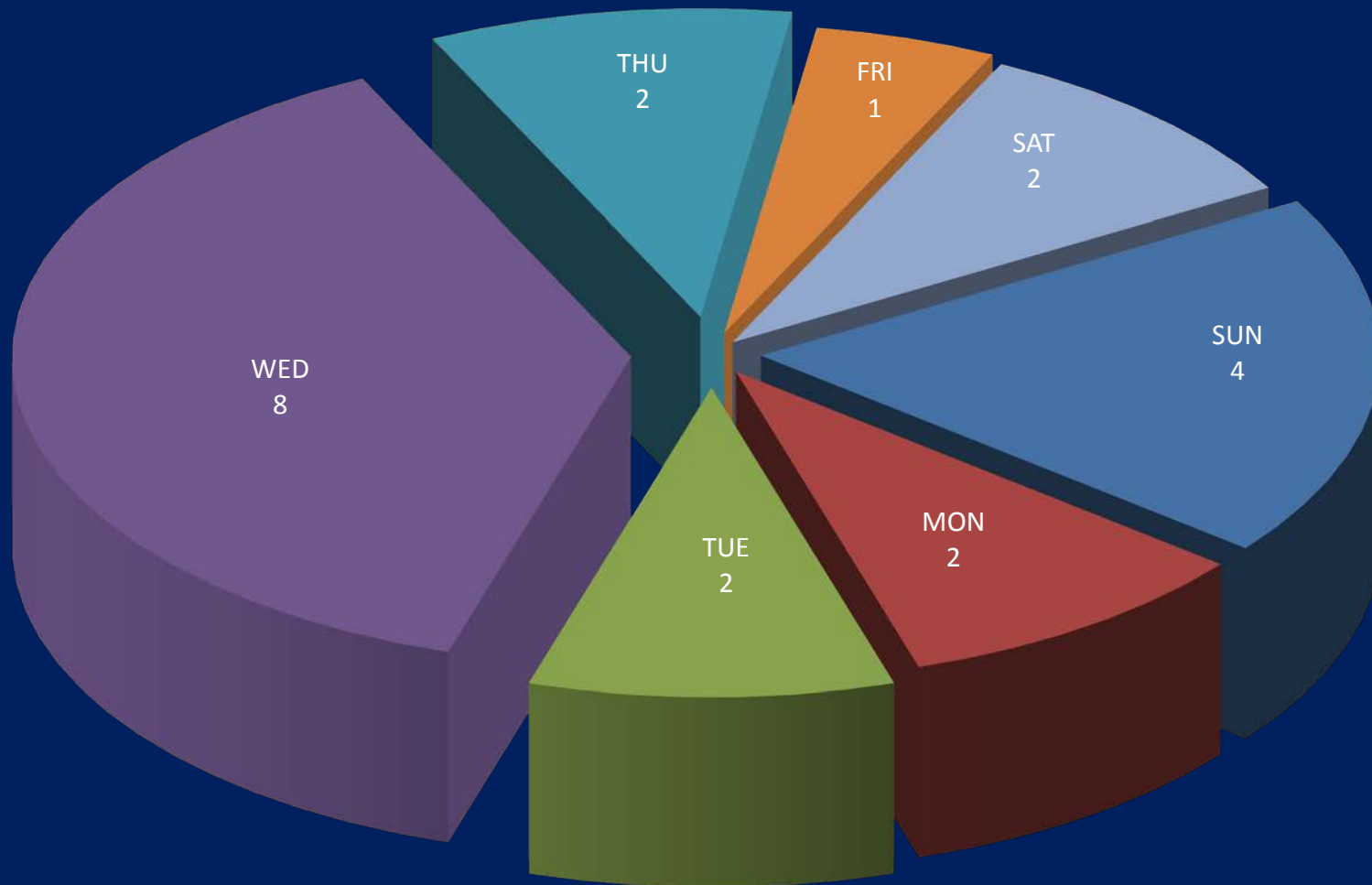
Citations By Officer - Officer Initiated February 2017



Call Volume Monthly Comparison



Group I Offenses by Day of the Week February 2017



Group I Offenses by Time of Day February 2017

