



February 2, 2017

**To:** Mayor Lowe, Vice -Mayor Humphreys, Council Members Craig, Howard, and Patterson

**Cc:** Greg Kelly, Town Manager

**From:** P.A. Sullivan, Chief of Police

**Department News:**

January is a time of new beginnings. We anticipate the return of warm weather and the great joys that accompany spring. The month of January is a time for the police to begin planning for the coming year. Our calendar is usually very busy and January is a good time to get an outline of the coming year. However, January is not a time to sit back and wait on February.

Throughout the month we were engaged in several community events and opportunities to serve in non-traditional roles. Some of those events included:

- January 4<sup>th</sup>: the Department created an account Instagram to connect with a younger demographic. Instagram is designed as a photo sharing site, designed to connect with the visual component of social media. We plan to use it as a way to show what we do, events we attend, road conditions, etc. The approach is a little less serious and designed to be visual. One of our first posts was a snow covered cruiser on a snow covered Main Street, in front of the courthouse. Not only does this show that we are still on patrol, it is a way to visually depict the road conditions.
- January 9<sup>th</sup>: Law Enforcement Appreciation Day. We had several organizations and individuals recognize our officers for their efforts. Many people wore blue and others brought food to the office. Councilman Howard was one of many citizens who changed their front porch light to blue for the event and Councilman Craig and his wife were one of six families who delivered handwritten thank you cards to the office. Food City invited multiple agencies to their corporate office for breakfast and demonstrated their support by wearing blue. We even had support from our youngest fans!



- January 24<sup>th</sup>: Officer Heath was invited to speak at Glade Spring Middle School parent teacher association about the dangers associated with social media. Officer Heath provided tips and advice on the different types of Apps kids are using and some of the potential dangers involving those apps.
- January 26<sup>th</sup>: Officer Heath conducted a technology presentation at Highlands Community Services. His topic was centered around social media sites and mobile apps that students are using, and to make the staff more aware of social media sites that students use to communicate with each other.
- January 26<sup>th</sup>: Chief Sullivan spoke at Christ the King Catholic Church about church security ideas. There was a good crowd who were eager to discuss ways to make their facility a safer place during, and outside of, worship hours.



### **Mental Health Report:**

The following bullets detail our mental health cases and transports, as well as their associated costs, for the month.

#### **Emergency Custody Orders Served:**

January 5	6.5 hours waiting in the ER with non-resident Campus Drive to JMH(15.4.8. mi.)	Cost: \$ 127.09
January 13	3 hours waiting in the ER with resident Bradley Street to JMH (11.8 mi.)	Cost: \$ 61.36
January 13	8 hours waiting in the ER with non-resident Campus Drive to JMH(15.4.8. mi.)	Cost: \$ 154.38
January 25	9 hours waiting in the ER with non-resident Campus Drive to JMH(15.4.8. mi.)	Cost: \$ 172.57
January 26	7 hours waiting in the ER with non-resident Campus Drive to JMH(15.4.8. mi.)	Cost: \$ 136.19

#### **Temporary Detention Orders Served:**

January 6	5.5 hours of transport time JMH to Green Oaks - Clintwood (131.2mi.)	Cost: \$ 175.82
January 9	2 hours of transport time JMH to Clear View - Lebanon (51.66 mi.)	Cost: \$ 66.20
January 21	1.5 hours of transport time JMH to Ridge View - Bristol (42.82 mi.)	Cost: \$ 52.00
January 22	1.5 hours of transport time JMH to SWSMH - Marion (54.8. mi.)	Cost: \$ 57.83
January 23	3 hours of transport time JMH to SWSMH - Marion (54.8. mi.)	Cost: \$ 85.20
January 31	3 hours of transport time JMH to Green Oaks - Clintwood (131.2mi.)	Cost: \$ 230.57

#### **Emergency Custody Order to Temporary Detention Order**

During the month of November the police department spent **50 hours** either waiting in the ER with ECO patients or in transport of TDO patients. This came at a **direct, unsubsidized, cost to the tax payers of \$1,319.21** for the month. This equates to \$119.92 per mental health event during the month of December.

In order to have a basis of how this tracks with previous months and years, I have developed the following chart:

### Mental Health Transportation Expenses by Month/Year

2017			2016		2015		2014	
Month	Hours	Cost	Hours	Cost	Hours	Cost	Hours	Cost
January	50	\$ 1,319.21	120	\$ 1,796.89	22.5	\$ 655.13	19	\$ 546.60
February			51	\$ 1,468.78	75.5	\$ 2,483.12	30	\$ 846.88
March			36	\$ 825.98	77.5	\$ 2,158.93	27	\$ 914.59
April			45.5	\$ 1,176.65	100.5	\$ 3,007.46	16.5	\$ 455.70
May			64.5	\$ 1,940.85	42	\$ 1,081.59	21	\$ 603.53
June			64.5	\$ 1,641.49	72	\$ 2,417.92	23.5	\$ 941.93
July			34.5	\$ 852.08	16.5	\$ 580.96	54	\$ 1,721.92
August			35.5	\$ 912.74	52	\$ 1,308.57	26	\$ 866.73
September			26	\$ 882.62	41.5	\$ 1,155.79	32	\$ 1,026.53
October			13	\$ 550.07	75.5	\$ 2,505.35	40	\$ 1,198.75
November			24	\$ 626.55	27	\$ 763.68	21.5	\$ 748.83
December			51.5	\$ 1,645.94	86	\$ 2,383.47	25.5	\$ 730.81
<b>Totals</b>	<b>50</b>	<b>\$ 1,316.21</b>	<b>566</b>	<b>\$ 14,886.64</b>	<b>688.5</b>	<b>\$ 20,501.97</b>	<b>336</b>	<b>\$ 10,602.80</b>

## **School Resource Officers Report - January**

### **Disciplinary Referrals:**

Abingdon High School:

- Underage possession of Tobacco products (4)

E.B Stanley Middle School:

- Welfare checks (DSS Notified)

During the month of January the School Resource Officers had no reportable incidents for service. However, both Officers had incidents that involved counseling of students for situations that were not criminal in nature but could evolve to be. With the officers taking proactive steps ahead of time, the issues are usually resolved before they turn criminal and require police or court intervention. Some of these incidents include:

- Daily security checks to ensure the security and safety of staff and students in the buildings.
- Officer Heath checked on students that had missed several days of school without notification from their guardian as to where they may be.
- On 1/4 Officer Heath checked on a student that had been absent for numerous days in a row. After speaking to the parent it was found the family was considering home schooling options. Information was relayed back to school system.
- On 1/20 Officer Heath spoke to a group of 6th grade girls who had been having problems with social media. Officer Heath spoke them about the danger of posting false information on social media and how such actions could lead to potential criminal charges.

Fire Drills/Lockdown Drills/Tornado Drill:

E.B. Stanley Middle School - Lock Down Drill

**Calls for Service:**

For the month of January the department responded to 330 calls for service. We were able to close all but 16 of those calls. This gave us an overall clearance rate of 95.1 percent for the month. The department responded to 33 IBR reportable cases in the month of January; at the conclusion of the month, 12 remained active. This resulted in a clearance rate of 63.6 percent for all IBR offenses during the month of January.

**Traffic Enforcement News:**

The department conducted DMV overtime enforcement on eight dates during the month of January. Four officers worked an additional 47.5 hours of overtime resulting in fifty-one (51) traffic stops, which yielded 41 summons and 10 warnings. All of the citations were for speed violations. This came at a cost of \$1,188.27, which is reimbursed through the grant.

As always, I am eager to address any questions or concerns you may have concerning the operations of the police department.

**Abingdon Police Department**  
**Monthly Statistics**  
**January 2017**

Complaints - Non Criminal	
Abandoned Vehicles	4
Accidental Death/Non Traffic	0
Accidental Injury/Non Traffic	0
Accidental Property Damage	0
Alarms	50
Animal Calls	2
Assist Citizen	2
Assist Other Agency	12
Civil Disputes	6
Death Investigation	0
Dispute/Family	9
Dispute/Non Family	7
Dispute/Unknown Relation	0
Fire/Rescue	4
Hazardous Materials	0
Hit and Run	3
Inoperative Vehicle	0
Mental Health	0
Miscellaneous Calls	51
Missing Persons	0
Property Lost/Found	5
Suicide/Attempted	0
Suspicious Incidents/Persons	41
Traffic Complaints	56
Welfare Checks	19
Window/Door Open	0
<b>Total Non Criminal</b>	<b>271</b>

Juvenile Related	
Custody Disputes	0
Curfew Violations	0
Truancy	0
Tobacco Violations	0
Unable to Control	0
Miscellaneous	0

Traffic Charges	
Attempt to Elude	0
Drive Revoked/Suspended	9
Equipment Violation	3
Fail to Drive to Right	1
Fail to Obey Sign/Light	6
Fail to Yield	2
Follow Too Closely	1
Improper Passing	1
Inspection Violation	39
No Insurance	2
No O.L.	8
Reckless Driving	2
Reckless Driving by Speed	0
Refusal	0
Registration Violation	30
Seatbelt Violation	1
Speeding 10 - 19 Over	47
Speeding 20 or More Over	5
All Other	1
<b>Total Traffic</b>	<b>158</b>

Traffic Complaints	
Assist Motorist	7
Crash/Priv. Property	0
Crash/Street	26
Directing	0
Funeral Escorts	8
Road Hazards	0
Miscellaneous	15
Parking Complaint	0
Reckless Driving	0
Suspended OL	0

Alcohol Related	
Drinking in Public	0
DUI	1
Public Intoxication	1
Underage Possession	0
Illegal Sale	0
Other	0

Complaints - Criminal	
Alcohol Related	0
Arson	0
Assault on Family	3
Assault on Non Family	4
Auto Theft	0
Bad Check	0
Burglary of Business	2
Burglary of Residence	0
Burglary Other	0
Child Abuse/Neglect	0
Counterfeiting	1
Destruction of Property	2
Disorderly Conduct	0
Drugs	1
Embezzlement	0
Extortion/Blackmail	0
False Pretenses/Credit Card	0
Forgery	0
Forcible Rape	0
Fraud	0
Gambling	0
Harassment	0
Homicide	0
Intimidation	0
Kidnap/Abduction	0
Larceny	13
Motor Vehicle Theft	2
Noise Ordinance	3
Other Offenses	1
Ordinance Violations	0
Paper Service (Arrests)	24
Peeping Tom	0
Protective Order Violations	0
Protective Orders Served	0
Prowlers	0
Pursuits	0
Robbery	0
Runaway	0
Sexual Offenses	0
Threatening	0
Town Tax Violation	0
Trespassing	1
Wire Fraud	0

Criminal Arrests	
Abduction	0
Alcohol - All Other	0
Alcohol - Unlawful Poss.	0
Arson	0
Assault/Battery - Police	0
Assault/Battery - Non Fam.	0
Assault/Battery - Family	1
Aggravated Assault	0
Breaking and Entering	0
Child Endangerment	0
DIP	0
DUI	0
Destruction of Property	0
Drugs	1
Embezzlement	0
False Identity to Police	0
Forgery	0
Failure to have BL	0
Fraud	0
Grand Larceny	0
Homicide	0
Identity Theft	0
Larceny	0
Larceny by Check	0
Littering	0
Miscellaneous	0
Make a Display of Privates	0
Noise Violations	0
Obstruction of Justice	0
Paper Service	0
Possess Controlled Sub	1
Possess Vapor	0
Protective Order Violation	0
Resisting Arrest	0
Robbery	0
Sexual Assault	0
Sexual Offense (Non Force)	0
Shoplifting	0
Stalking	0
Threats to Bomb	0
Threats by Mail/Telephone	0
Trespassing	0
Weapons Violations	0



Total Criminal 57

Speed Violations by Location	
West Main Street	15
Colonial Road	9
Wyndale Road	2
East Main Street	3
Russell Road	3
Porterfield Highway/Route 19	3
Lowry Drive	1
Jonesboro Road	1
Hillman Highway	4
A Street	4
Walden Road	3
Valley Street	1
Old Eleven Drive	2
Green Spring Road	1

Total Arrests 3

Average Speed Over  
Posted Limit: 15.3

Parking Tickets Issued: 0

Daily Activity Log Totals	
Event Type	Count
Alarm Activation	43
Animal Complaint	1
Area Check	844
Assist Motorist	11
Assist Other Police/Sheriff Department	37
Bank Check	257
Business Check	4,225
Civil Dispute	8
Domestic	16
Emergency Custody Order	7
Fire/Rescue	4
Funeral Escort	8
Miscellaneous	95
Noise Complaint	2
Residence Check	2
School Check	109
Suspicious Incident/Person	37
Suspicious Vehicle	3
Temporary Detention Order	5
Warning Citation	88
Warrant	7
Welfare Check	20
<b>Total Events</b>	<b>5,829</b>

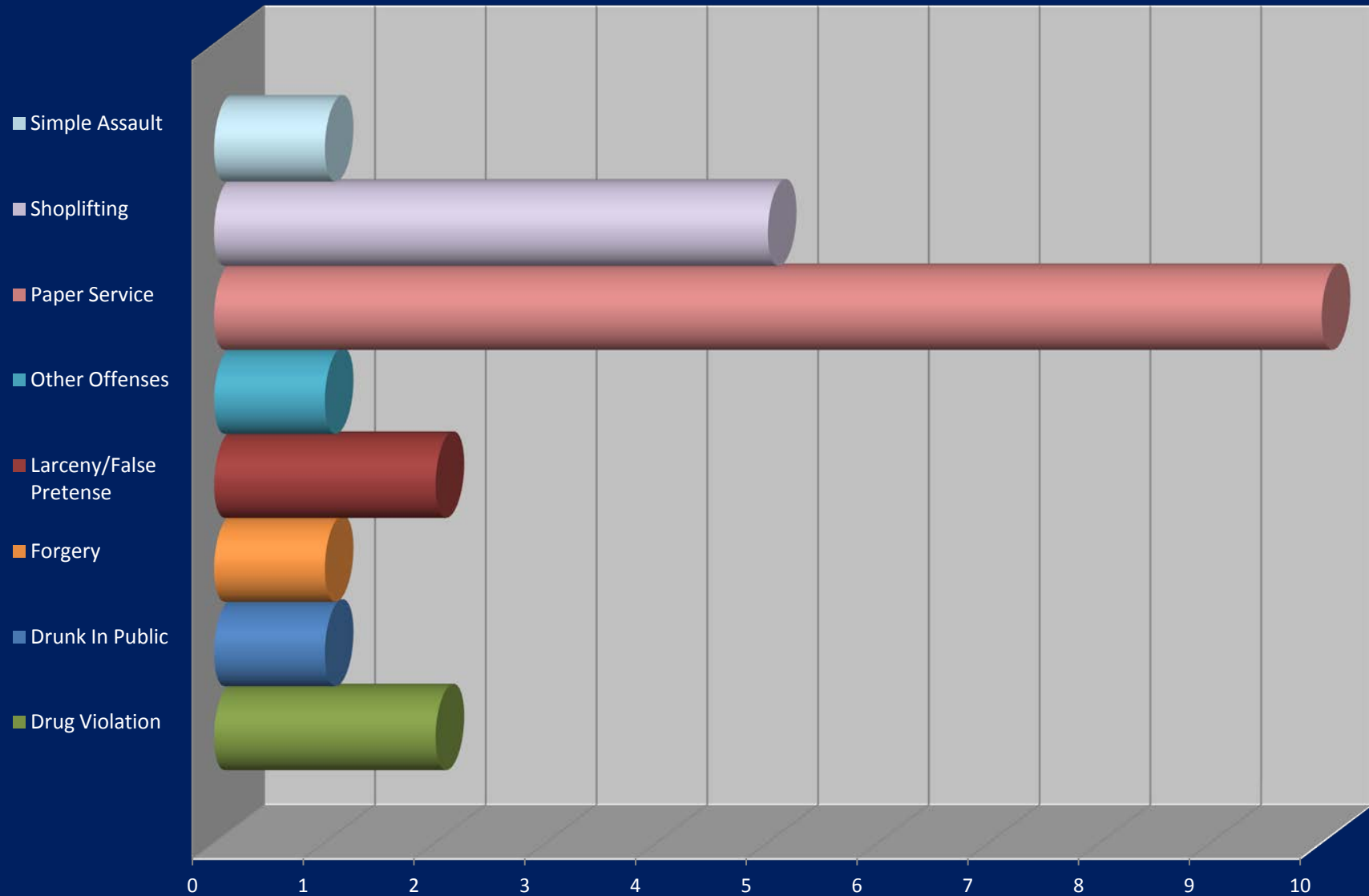
**Abingdon Police Department  
Training Report  
January 2017**

Training Date(s)	Training Location	Number of Hours	Number Attending	Course Description/Title
<b>Total Training Hours</b>		<b>0</b>		
<b>Total Officers Trained</b>		<b>0</b>		

**Training Provided**

Training Date(s)	Training Location	Number of Hours	Number Attending	Course Description/Title
January 19, 2017	Southwest Law Enforcement Academy	8	1	Firearms
January 30, 2017	Southwest Law Enforcement Academy	4	1	Basic Law
January 31, 2017	Southwest Law Enforcement Academy	8	1	Basic Law
<b>Total Training Hours</b>		<b>20</b>		
<b>Total Trainers</b>		<b>2</b>		

January 2017




## Vehicle Crashes by Location


### January 2017


Location	Single Vehicle	Two Vehicles	Three Vehicles	Four Vehicles	Five Vehicles	Total Crashes
B Street		1				1
Cummings Street		4				4
East Main Street		3				3
Green Spring Road	1					1
Hillman HWY	1					1
Old Eleven Drive	1					1
Thompson Drive	1					1
West Main Street		7	1			8
Wolf Creek Trail		1				1
Wyndale Road		1				1
<b>Totals</b>	<b>4</b>	<b>17</b>	<b>1</b>			<b>22</b>


## Target Enforcement Zones - Officer Initiated - January 2017

	PD5	PD6	PD7	PD8	PD10	PD11	PD12	PD13	PD15	PD17	PD18	PD19	PD20	PD22	PD23	PD25	PD26	PD27	PD28	Totals
A Street	0	0	0	0	0	0	2	0	0	1	0	3	0	2	0	0	0	0	0	8
Baugh Ln	0	0	0	0	0	0	0	0	0	0	0	0	0	0	0	0	0	0	0	0
Bradley Street	0	0	0	0	0	2	0	0	0	0	0	0	0	0	0	0	0	0	0	2
Colonial Rd	0	1	0	3	0	1	5	4	0	1	0	0	0	2	0	0	0	0	1	18
Court St	0	0	0	0	0	0	0	0	0	0	0	0	0	0	0	0	0	0	0	0
Cummings St	0	0	0	0	0	5	0	0	0	5	0	0	0	0	0	0	0	0	0	10
Deadmore St	0	0	0	0	0	1	0	0	0	0	0	0	0	0	0	0	0	0	0	1
East Main St	1	0	0	11	0	4	0	2	3	3	0	0	0	2	0	0	0	0	0	26
East Valley St	0	0	0	0	0	0	0	0	0	2	0	0	4	0	0	0	0	0	0	6
Green Spring Rd	0	0	0	0	0	1	0	0	0	0	0	0	0	0	0	0	0	0	0	1
Hillman HWY	0	0	0	0	0	4	0	0	0	1	0	0	0	1	0	0	0	0	0	6
Lowry Drive	0	0	0	0	0	0	0	0	0	0	0	0	1	0	0	0	0	0	0	1
Nicholas St	0	0	0	0	0	0	0	0	0	0	0	0	0	0	0	0	0	0	0	0
Oakland St	0	0	0	0	0	0	0	0	0	0	0	0	0	0	0	0	0	0	0	0
Preston St	0	0	0	0	0	0	0	0	0	0	0	0	0	0	0	0	0	0	0	0
Rt. 19	0	0	0	0	0	4	0	0	0	1	0	0	0	0	0	0	0	0	0	5
Russell Rd	0	1	0	5	0	2	0	0	0	0	0	0	0	0	0	0	0	0	1	9
Stone Mill Rd	0	0	0	0	0	0	0	0	0	0	0	0	0	0	0	0	0	0	0	0
Thompson Dr	0	0	1	0	0	0	0	0	0	0	0	0	0	0	0	0	0	0	0	1
Walden Rd	0	0	0	0	0	4	0	0	0	0	0	0	0	0	0	0	0	0	0	4
West Main St	4	0	0	7	0	15	0	4	0	4	0	1	1	0	0	0	1	1	0	38
West Valley St	0	0	0	3	0	0	0	0	0	1	0	0	0	0	0	0	0	0	1	5
Whites Mill Rd	0	0	0	0	0	0	0	0	0	0	0	0	0	0	0	0	0	0	0	0
Wyndale Rd	0	0	0	0	0	0	0	0	0	1	0	0	0	0	0	0	0	0	0	1
Other Location	1	0	0	2	0	2	0	1	0	3	0	0	0	0	0	0	0	0	0	9
<b>Totals</b>	<b>6</b>	<b>2</b>	<b>1</b>	<b>31</b>	<b>0</b>	<b>45</b>	<b>7</b>	<b>11</b>	<b>3</b>	<b>23</b>	<b>0</b>	<b>4</b>	<b>6</b>	<b>7</b>	<b>0</b>	<b>0</b>	<b>1</b>	<b>1</b>	<b>3</b>	<b>151</b>

 Sgt. Overbay  
 Officer Cordle  
 Officer DeBusk  
 Officer Lucy

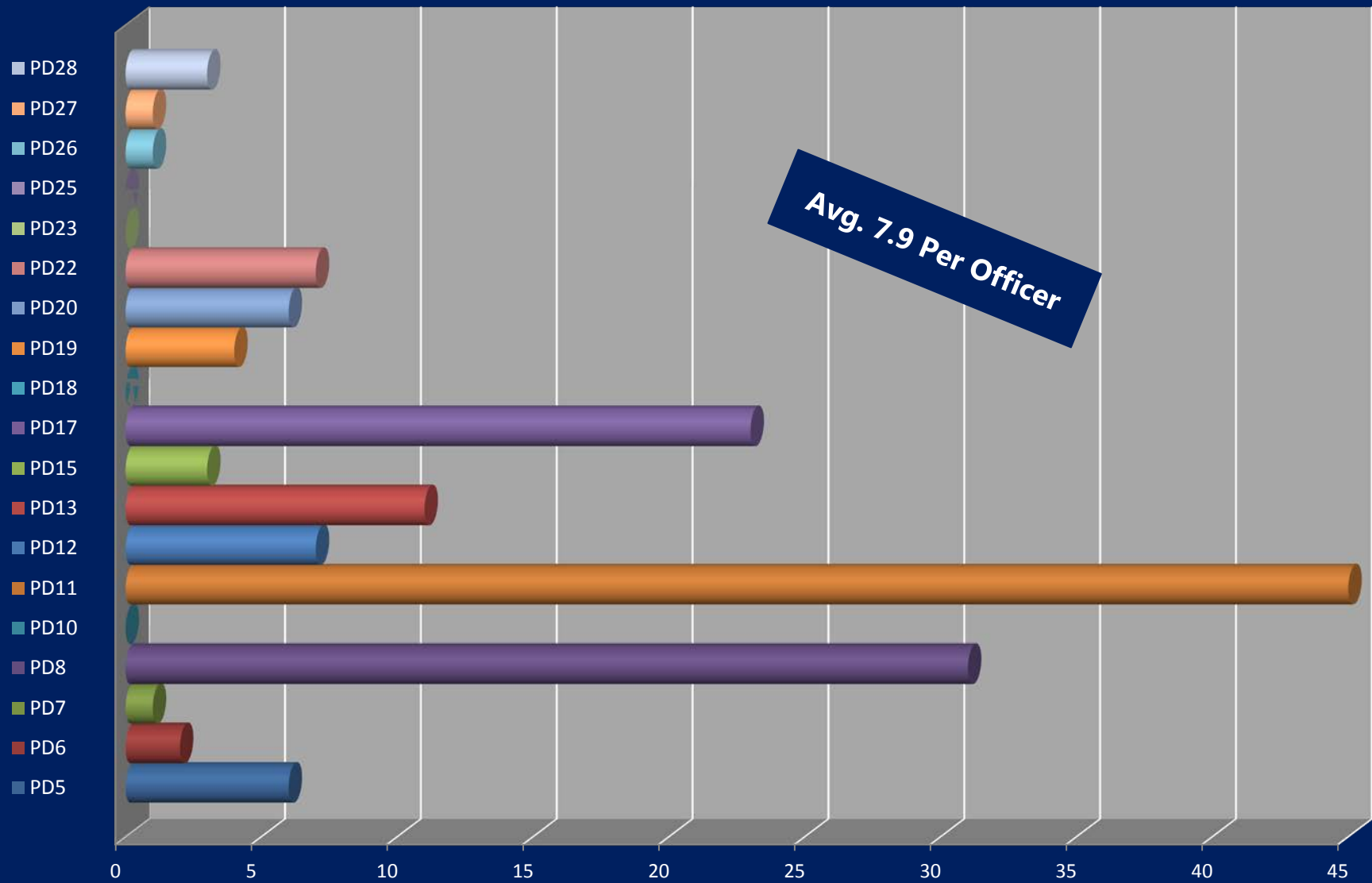
 Sgt. Duncan  
 Officer Boone  
 Officer Eades  
 Officer Greer

 Sgt. Finney  
 Officer Brummitt  
 Officer Hagy  
 Officer Richardson

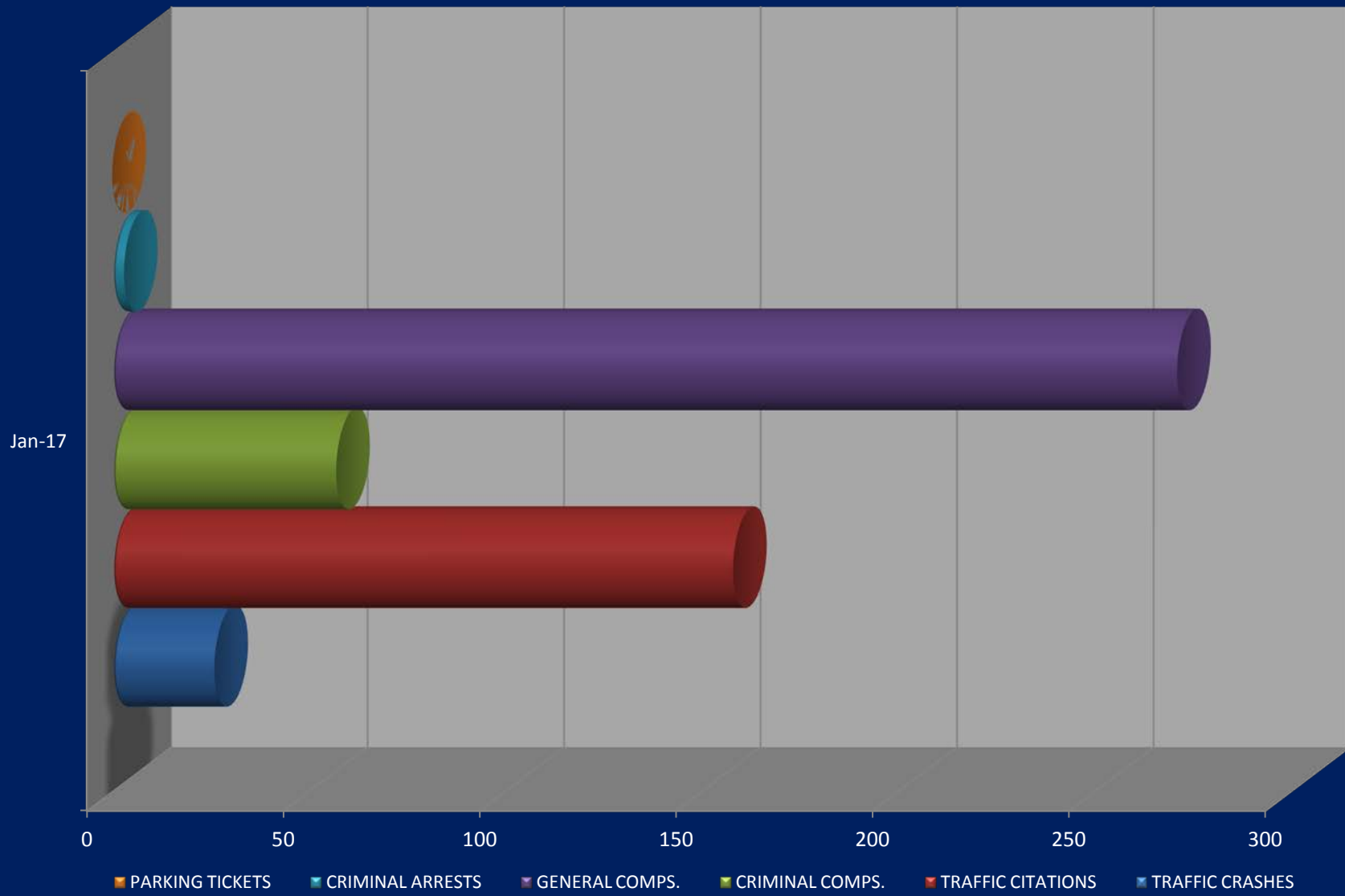
 Sgt. Weaver  
 Officer Carty  
 Officer Farris  
 Officer Tate  
 Officer Wilmoth

 Officer Hay  
 Officer Heath

## Citations By Officer - Officer Initiated January 2017

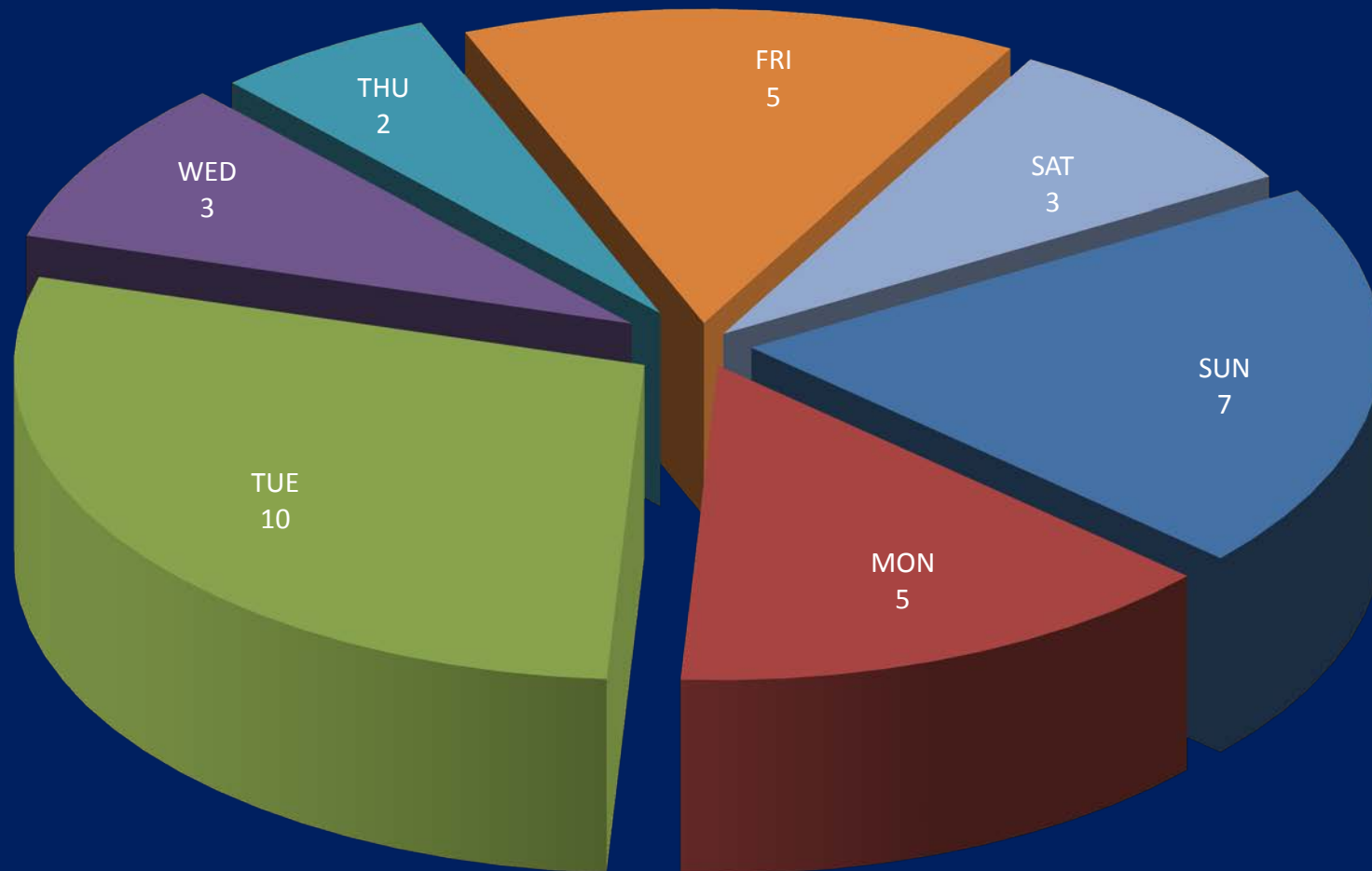


## Call Volume Monthly Comparison





## Group I Offenses by Day of the Week January 2017



## Group I Offenses by Time of Day January 2017

