



October 3, 2016

To: Mayor Lowe, Vice -Mayor Humphreys, Council Members Craig, Howard, and Patterson

Cc: Greg Kelly, Town Manager


From: P.A. Sullivan, Chief of Police

Department News:

For the month of September the department responded to 332 calls for service. We were able to close all but 18 of those calls. This gave us an overall clearance rate of 94.5 percent for the month. The department responded to 26 IBR reportable cases in the month of September; at the conclusion of the month, 14 remained active. This resulted in a clearance rate of 46.1 percent for all IBR offenses during the month of September.

September is a time when many individuals and organizations recognize local police, fire, and EMS workers because of the losses suffered in the terrorist attacks on September 11, 2001. Throughout the month, the agency received several visits from organizations expressing their appreciation for the staff. These types of events were the highlight of the month for us. The department also participated in other events throughout the month. Some of the highlights include:

- September 12th- The agency received a visit from members of the First Christian Church who delivered sweets to the staff and offered prayer for the department in remembrance of the September 11th terrorist attacks.
- September 13th- The officers were visited by members of the local ministerial association who stopped by and prayed with the officers.
- September 15th - Investigator Chris Parks was recognized by United States Drug Enforcement Administration for his efforts, and assistance, in drug enforcement efforts in our region.
- September 15th- Officer Jon Holbrook was the speaker at the Washington County Farm Bureau District meeting. He spoke on the topic of "Practical, Proactive, Personal Safety."
- September 16th- This was a day set aside nationally as "Thank a Police Officer Day." Both Falcon Pharmacy and the Bone Fire Restaurant sent small gifts of appreciation to the staff.



- September 17th - The department provided traffic control for the annual Washington County Fair Parade. As always, we appreciate the help of the Abingdon Fire Department with this task.
- September 22nd Officers were treated to a barbeque lunch provided by the staff of Johnston Memorial Hospital in appreciation for the assistance that the department has provided to the hospital during the past year.



Mental Health Report:

The following bullets detail our mental health cases and transports, as well as their associated costs, for the month.

Emergency Custody Orders Served:

None this reporting period.

Temporary Detention Orders Served:

September 10 5 hours of transport time	
JMH to St. Albans - Christiansburg (179.4 mi.)	Cost: \$194.11
September 10 2 hours of transport time	
JMH to SWSMH - Marion (52.96 mi.)	Cost: \$ 66.83
September 13 3.5 hours of transport time	
JMH to St. Albans - Christiansburg (179.4 mi.)	Cost: \$166.82
September 14 2.5 hours of transport time	
JMH to SWSMH - Marion (52.96 mi.)	Cost: \$ 75.93
September 14 4.5 hours of transport time	
JMH to St. Albans - Christiansburg (179.4 mi.)	Cost: \$185.01

Emergency Custody Order to Temporary Detention Order

September 21 8.5 hours waiting in the ER and transport time	
JMH to SWSMH - Marion (68.36 mi.)	Cost: \$193.92

During the month of September the police department spent **26 hours** either waiting in the ER with ECO patients or in transport of TDO patients. This came at a **direct, unsubsidized, cost to the tax payers of \$882.62** for the month. This equates to \$147.10 per mental health event during the month of September.

In order to have a basis of how this tracks with previous months and years, I have developed the following chart:

Mental Health Transportation Expenses by Month/Year

	2016		2015		2014		2013	
Month	Hours	Cost	Hours	Cost	Hours	Cost	Hours	Cost
January	120	\$ 1,796.89	22.5	\$ 655.13	19	\$ 546.60	28	\$ 841.46
February	51	\$ 1,468.78	75.5	\$ 2,483.12	30	\$ 846.88	40	\$ 1,126.92
March	36	\$ 825.98	77.5	\$ 2,158.93	27	\$ 914.59	9	\$ 213.14
April	45.5	\$ 1,176.65	100.5	\$ 3,007.46	16.5	\$ 455.70	28	\$ 1,118.54
May	64.5	\$ 1,940.85	42	\$ 1,081.59	21	\$ 603.53	41	\$ 1,117.10
June	64.5	\$ 1,641.49	72	\$ 2,417.92	23.5	\$ 941.93	10	\$ 286.58
July	34.5	\$ 852.08	16.5	\$ 580.96	54	\$ 1,721.92	11.5	\$ 361.65
August	35.5	\$ 912.74	52	\$ 1,308.57	26	\$ 866.73	44	\$ 1,193.66
September	26	\$ 882.62	41.5	\$ 1,155.79	32	\$ 1,026.53	35	\$ 1,036.42
October			75.5	\$ 2,505.35	40	\$ 1,198.75	22	\$ 681.35
November			27	\$ 763.68	21.5	\$ 748.83	12	\$ 320.53
December			86	\$ 2,383.47	25.5	\$ 730.81	18	\$ 526.33
Totals	477.5	\$ 11,498.08	688.5	\$ 20,501.97	336	\$ 10,602.80	298.5	\$ 8,823.68

School Resource Officers Report - September

Disciplinary Referrals:

Abingdon High School:

- 1 - Under age possession of tobacco

E.B Stanley Middle School:

- 1 - Suspicious Incident

Fire Drills/Lockdown Drills/Tornado Drill:

- None

Enforcement News:

The department conducted DMV overtime enforcement during the month of September. Six (6) officers worked an additional 58 hours of enforcement on seven (7) different dates. Enforcement focused on high crash areas, as well as the work zone on Jonesboro Road. These officers conducted fifty-two (52) traffic stops, issuing twenty-six (26) warnings and thirty-two (32) citations. Twenty-six (26) of the citations were for excessive speed and six (6) were for another traffic infraction. The agency expended \$1,524.56 in overtime enforcement this month. The funds expended are reimbursed by the Virginia Department of Motor Vehicles through a grant. This was also the last month of this grant; it expires on October 1st. The agency has submitted a renewal application for 2016-17 and are awaiting approval.

As always, I am eager to address any questions or concerns you may have concerning the operations of the police department.

Abingdon Police Department

Monthly Statistics

September 2016

Complaints - Non Criminal	
Abandoned Vehicles	0
Accidental Death/Non Traffic	0
Accidental Injury/Non Traffic	0
Accidental Property Damage	0
Alarms	35
Animal Calls	4
Assist Citizen	1
Assist Other Agency	8
Civil Disputes	4
Death Investigation	0
Dispute/Family	5
Dispute/Non Family	14
Dispute/Unknown Relation	1
Fire/Rescue	6
Hazardous Materials	0
Hit and Run	4
Inoperative Vehicle	0
Mental Health	0
Miscellaneous Calls	56
Missing Persons	1
Property Lost/Found	3
Suicide/Attempted	0
Suspicious Incidents/Persons	60
Traffic Complaints	56
Welfare Checks	17
Window/Door Open	2
Total Non Criminal	277

Juvenile Related	
Custody Disputes	0
Curfew Violations	0
Truancy	0
Tobacco Violations	1
Unable to Control	0
Miscellaneous	0

Traffic Charges	
Attempt to Elude	0
Drive Revoked/Suspended	2
Equipment Violation	1
Fail to Drive to Right	1
Fail to Obey Sign/Light	3
Fail to Yield	3
Follow Too Closely	4
Improper Passing	0
Inspection Violation	9
No Insurance	2
No O.L.	3
Reckless Driving	1
Reckless Driving by Speed	0
Refusal	0
Registration Violation	7
Seatbelt Violation	0
Speeding 10 - 19 Over	41
Speeding 20 or More Over	0
All Other	1
Total Traffic	78

Traffic Complaints	
Assist Motorist	4
Crash/Priv. Property	35
Crash/Street	0
Directing	0
Funeral Escorts	3
Road Hazards	0
Miscellaneous	12
Parking Complaint	0
Reckless Driving	2
Suspended OL	0

Alcohol Related	
Drinking in Public	0
DUI	0
Public Intoxication	1
Underage Possession	0
Illegal Sale	0
Other	0

Complaints - Criminal	
Alcohol Related	0
Arson	0
Assault on Family	0
Assault on Non Family	4
Auto Theft	0
Bad Check	1
Burglary of Business	0
Burglary of Residence	0
Burglary Other	0
Child Abuse/Neglect	0
Counterfeiting	0
Destruction of Property	1
Disorderly Conduct	0
Drugs	1
Embezzlement	0
Extortion/Blackmail	0
False Pretenses/Credit Card	2
Forgery	0
Forcible Rape	0
Fraud	0
Gambling	0
Harassment	0
Homicide	0
Intimidation	0
Kidnap/Abduction	0
Larceny	12
Motor Vehicle Theft	1
Noise Ordinance	7
Other Offenses	0
Ordinance Violations	3
Paper Service (Arrests)	19
Peeping Tom	0
Protective Order Violations	0
Protective Orders Served	0
Prowlers	1
Pursuits	0
Robbery	0
Runaway	0
Sexual Offenses	0
Threatening	0
Town Tax Violation	0
Trespassing	1
Wire Fraud	0
Total Criminal	53

Criminal Arrests	
Abduction	0
Alcohol - All Other	0
Alcohol - Unlawful Poss.	0
Arson	0
Assault/Battery - Police	0
Assault/Battery - Non Fam.	1
Assault/Battery - Family	0
Aggravated Assault	1
Breaking and Entering	0
Child Endangerment	0
DIP	0
DUI	0
Destruction of Property	0
Drugs	0
Embezzlement	0
False Identity to Police	0
Forgery	0
Failure to have BL	0
Fraud	0
Grand Larceny	1
Homicide	0
Identity Theft	0
Larceny	0
Larceny by Check	0
Littering	0
Miscellaneous	1
Make a Display of Privates	2
Noise Violations	0
Obstruction of Justice	0
Paper Service	0
Possess Controlled Sub	0
Possess Vapor	0
Protective Order Violation	0
Resisting Arrest	0
Robbery	0
Sexual Assault	0
Sexual Offense (Non Force)	0
Shoplifting	0
Stalking	0
Threats to Bomb	0
Threats by Mail/Telephone	0
Trespassing	0
Weapons Violations	1
Total Arrests	7

Speed Violations by Location	
Colonial Road	6
Russell Road	3
West Main Street	14
Jonesboro Road	11
Cummings Street	2
Porterfield Highway	1
Hillman Highway	2
A Street	1
East Main Street	1

Average Speed Over
Posted Limit:

18

Parking Tickets Issued:

2

Daily Activity Log

Event Type	Count
Alarm Activation	39
Animal Complaint	6
Area Check	838
Assist Motorist	8
Assist Other Police/Sheriff Department	27
Bank Check	296
Business Check	3,442
Civil Dispute	8
Domestic	10
Fire/Rescue	5
Funeral Escort	3
Miscellaneous	85
Noise Complaint	7
School Check	108
Suspicious Incident/Person	52
Suspicious Vehicle	4
Vehicle Stop	87
Warning Citation	52
Warrant	6
Welfare Check	16
Total Events	5,099

Abingdon Police Department
Training Report
August 2016

Training Date(s)	Training Location	Number of Hours	Number Attending	Course Description/Title
August 1-5, 2016	Southwest Law Enforcement Academy	40	1	Basic Law Enforcement Training
August 1-3, 2016	Hampton Convention Center	24	2	School and Campus Safety Training
August 8-12, 2016	Southwest Law Enforcement Academy	40	1	Basic Law Enforcement Training
August 8-12, 2016	Southwest Law Enforcement Academy	40	1	Advanced Tracking
August 11-12, 2016	Southwest Law Enforcement Academy	16	1	Surviving Verbal Conflict
August 15-19, 2016	Southwest Law Enforcement Academy	40	1	Basic Law Enforcement Training
August 22-26, 2016	Southwest Law Enforcement Academy	40	1	Basic Law Enforcement Training
August 29-31, 2016	Southwest Law Enforcement Academy	24	1	Basic Law Enforcement Training
August 31, 2016	Southwest Law Enforcement Academy	8	5	Project Life-Saver Training
	Total Training Hours	328		
	Total Officers Trained	10		

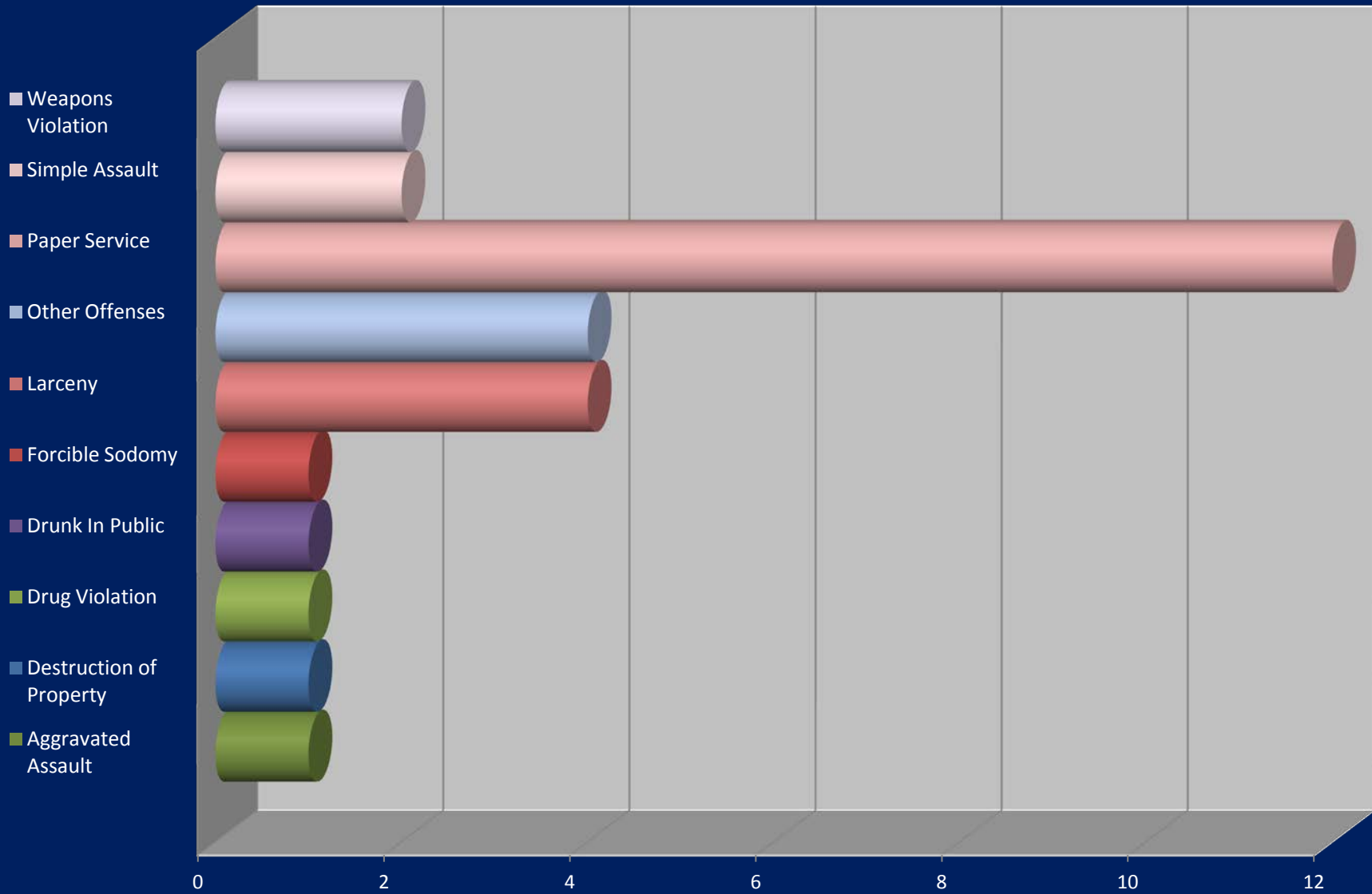
Training Provided

Training Date(s)	Training Location	Number of Hours	Number Attending	Course Description/Title
August 4, 2016	Southwest Law Enforcement Academy	8	1	Firearms Basic
August 15-18, 2016	Hampton Convention Center	24	1	Basic Law
August 18, 2016	Southwest Law Enforcement Academy	4	1	Juvenile Law
August 23, 2016	Southwest Law Enforcement Academy	8	1	Lesson Plan Development
August 24, 2016	Southwest Law Enforcement Academy	8	1	Instructor Training

August 25, 2016	Carroll County Sheriff's Office	4	1	Below 100
August 29, 2016	Southwest Law Enforcement Academy	8	1	Arrest Procedures
August 29, 2016	Southwest Law Enforcement Academy	8	1	FTO Basic Class
August 30-31, 2016	Southwest Law Enforcement Academy	16	1	Drug Enforcement and Recognition
August 30, 2016	Southwest Law Enforcement Academy	6	1	Ethics/Below 100
Total Training Hours		90		
Total Trainers		5		

Monthly Arrest Synopsis

September 2016



Vehicle Crashes by Location September 2016

Location	Single Vehicle	Two Vehicles	Three Vehicles	Four Vehicles	Five Vehicles	Total Crashes
Baugh Lane		1				1
Colonial Road		1				1
Cummings Street		4				4
East Main Street		5				5
East Valley Street		1				1
Jonesboro Road		2				2
Mosby Street		1				1
Porterfield HWY		4				4
Russell Road	1	1				2
Walden Road	1					1
West Main Street	1	5				6
West Valley Street		2	1			3
Wyndale Road		1				1
Totals	3	28	1			32

Target Enforcement Zones - No Accident - September 2016

	PD5	PD6	PD7	PD8	PD10	PD11	PD12	PD13	PD15	PD17	PD18	PD19	PD20	PD21	PD23	PD25	PD26	PD27	PD28	Totals
A Street	0	0	0	0	0	1	0	0	0	0	0	0	0	0	0	0	0	0	0	1
Baugh Ln	0	0	0	0	0	0	0	0	0	0	0	0	0	0	0	0	0	0	0	0
Bradley Street	0	0	0	0	0	0	0	0	0	0	0	0	0	0	0	0	0	0	0	0
Colonial Rd	1	0	0	0	0	0	2	3	1	0	0	0	0	0	0	0	0	0	1	8
Court St	0	0	0	0	0	0	0	0	0	1	0	0	0	0	0	0	0	0	0	1
Cummings St	0	0	0	1	0	0	0	0	3	0	0	0	0	0	0	0	0	0	0	4
Deadmore St	0	0	0	0	0	0	0	0	0	0	0	0	0	0	0	0	0	0	0	0
East Main St	0	0	0	0	0	1	0	0	1	0	0	0	0	0	0	0	0	0	0	2
East Valley St	0	0	0	0	0	0	0	0	0	0	0	0	0	0	0	0	0	0	0	0
Green Spring Rd	0	0	0	0	0	0	0	0	0	0	0	0	0	0	0	0	0	0	0	0
Hillman HWY	0	0	0	0	0	0	0	0	1	0	0	0	0	0	0	0	0	0	1	2
Lowry Drive	0	0	0	0	0	0	0	0	0	0	0	0	0	0	0	0	0	0	0	0
Nicholas St	0	0	0	0	0	0	0	0	0	0	0	0	0	0	0	0	0	0	0	0
Oakland St	0	0	0	0	0	0	0	0	0	0	0	0	0	0	0	0	0	0	0	0
Preston St	0	0	0	0	0	0	0	0	0	0	0	0	0	0	0	0	0	0	0	0
Rt. 19	0	0	0	0	0	0	0	0	0	1	0	0	0	0	0	0	0	0	0	1
Russell Rd	0	0	0	0	0	0	0	0	4	0	0	0	0	0	0	0	0	0	0	4
Stone Mill Rd	0	0	0	0	0	0	0	0	0	0	0	0	0	0	0	0	0	0	0	0
Thompson Dr	0	0	0	0	0	0	0	0	0	0	0	0	0	0	0	0	0	0	0	0
Walden Rd	1	0	0	0	0	0	0	1	0	0	0	0	0	0	0	0	0	0	0	2
West Main St	0	0	0	1	0	18	1	0	0	1	0	1	0	0	0	1	1	0	0	24
West Valley St	0	0	0	0	0	0	0	1	0	0	0	0	0	0	0	0	0	0	0	1
Whites Mill Rd	0	0	0	0	0	0	0	0	0	0	0	0	0	0	0	0	0	0	0	0
Wyndale Rd	0	0	0	0	0	0	0	0	0	0	0	0	0	0	0	0	0	0	0	0
Other Location	0	0	0	0	0	11	0	0	3	2	0	1	0	0	0	0	0	1	0	18
Totals	2	0	0	2	0	31	3	5	9	9	0	2	0	0	0	1	1	1	2	68

Sgt. Overbay
 Officer Cordle
 Officer DeBusk
 Officer Lucy

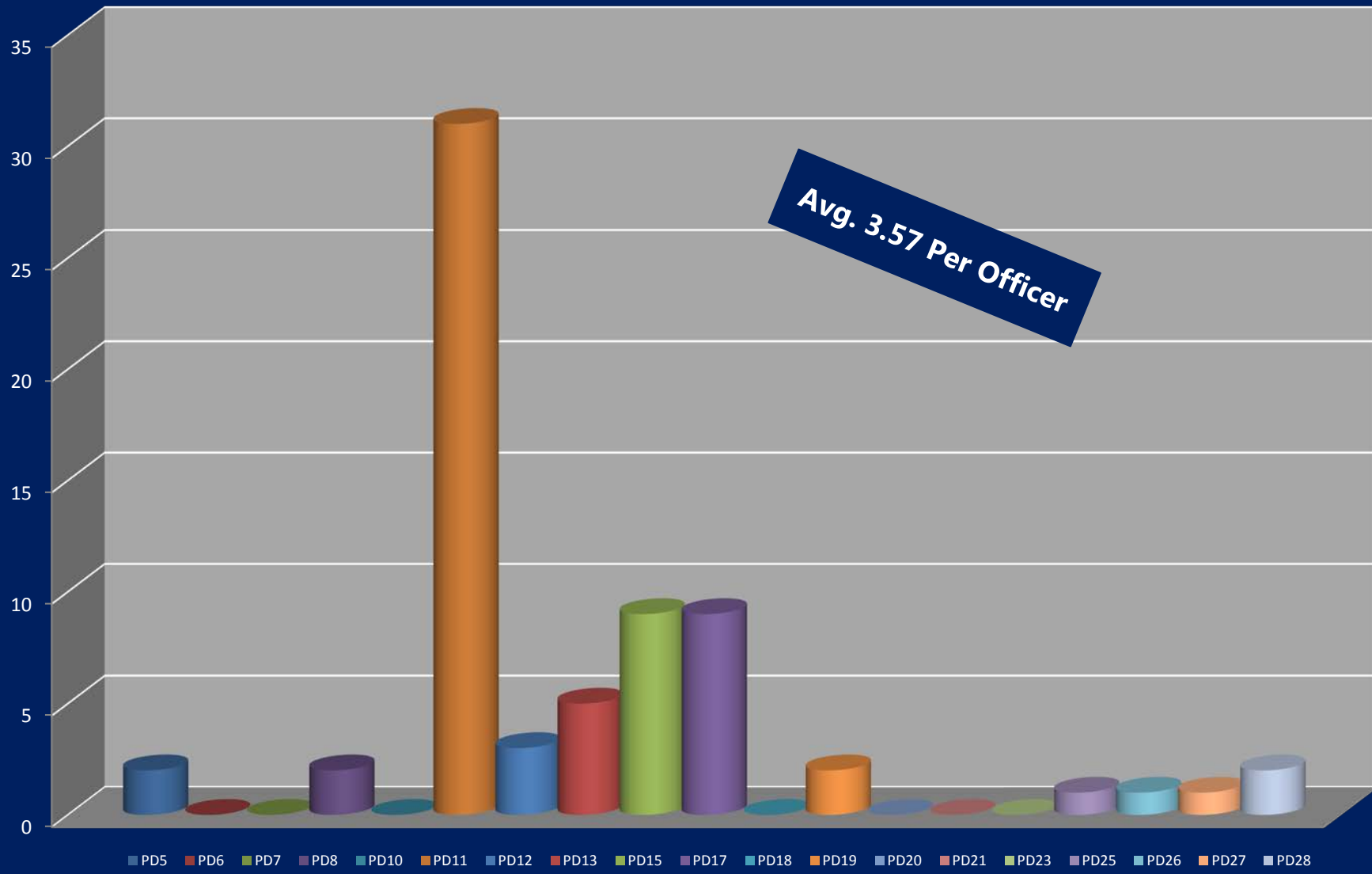
Sgt. Duncan
 Officer Boone
 Officer Eades
 Officer Greer

Sgt. Finney
 Officer Brummitt
 Officer Hagy
 Officer Richardson

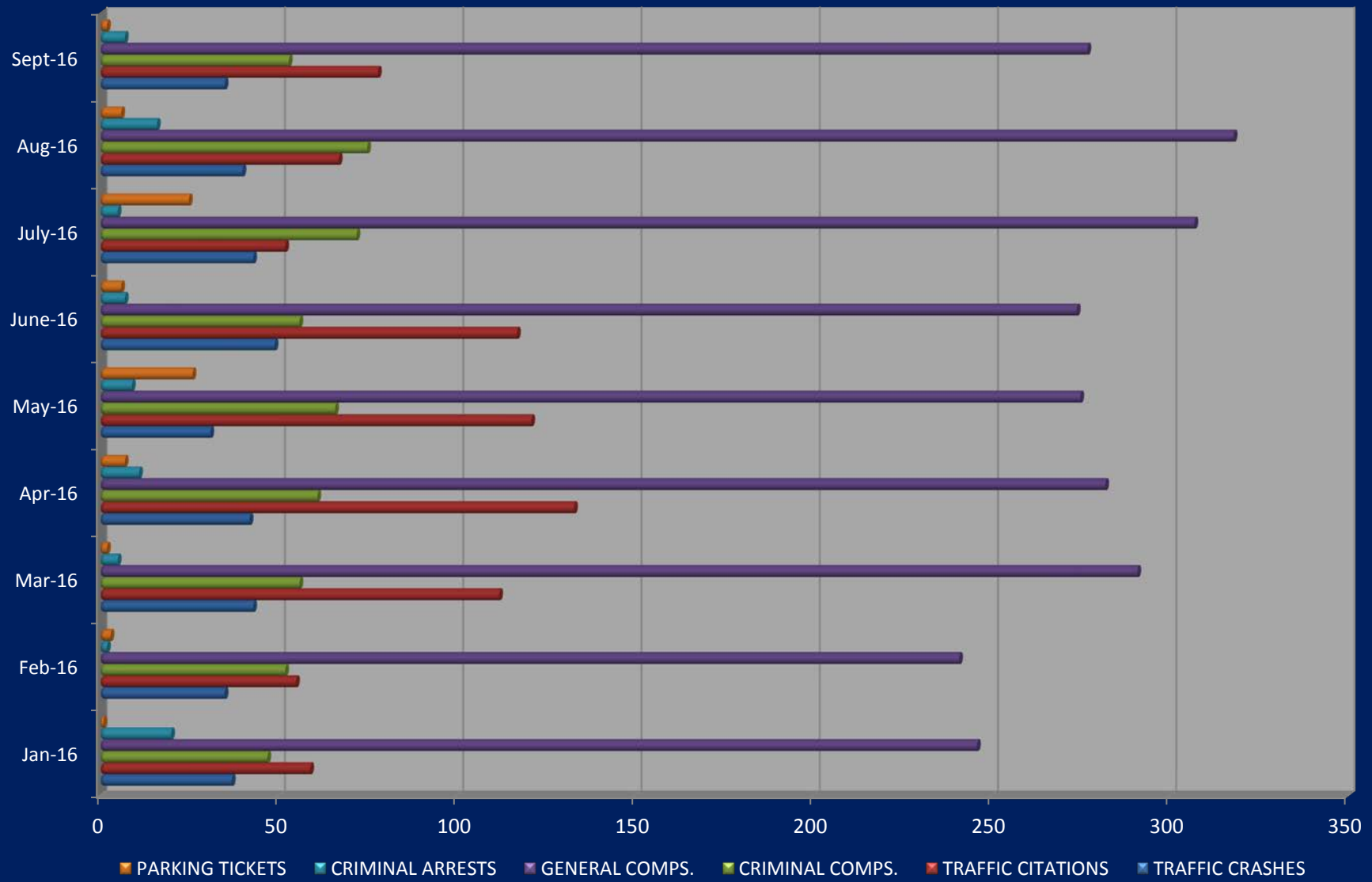
Sgt. Weaver
 Officer Carty
 Officer Tate
 Officer Wilmoth

Officer Hay
 Officer Heath
 Officer Holbrook

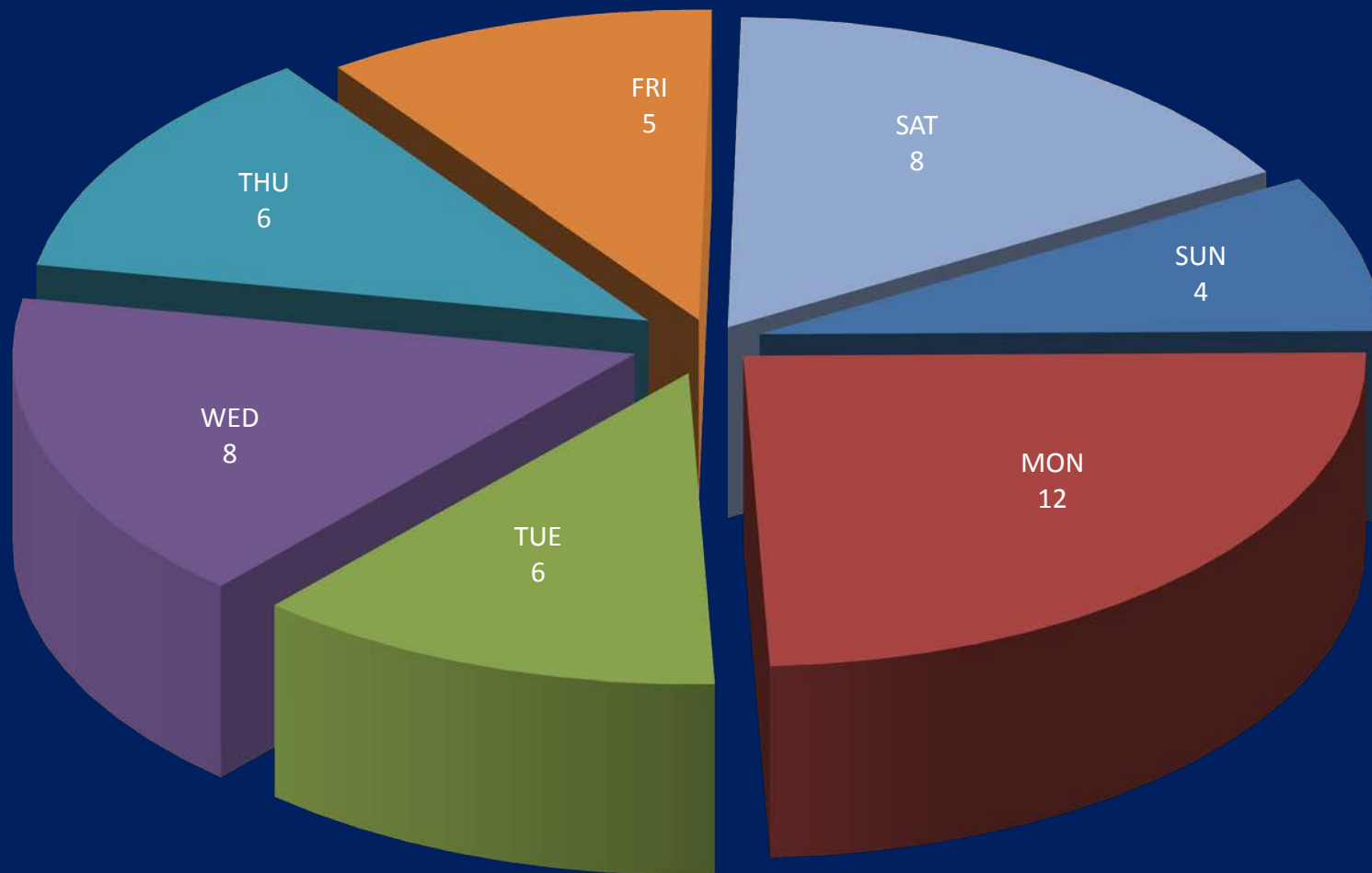
Citations By Officer - No Accident September 2016



Call Volume Monthly Comparison



Group I Offenses by Day of the Week September 2016



Group I Offenses by Time of Day September 2016

