



July 5, 2016

To: Mayor Lowe, Vice -Mayor Humphreys, Council Members Craig, Howard, and Patterson

Cc: Greg Kelly, Town Manager

From: P.A. Sullivan, Chief of Police

Department News:

June is routinely the busiest month of the year for the police department. With school out for the summer, tourist season in high gear, special events in full swing, and we managing our own employees' vacation requests we stay busy. In addition, warmer weather and long nights seem to bring out the best in people; increasing our calls for service.

For the month of June the department responded to 335 calls for service. We were able to close all but 21 of those calls. This gave us an overall clearance rate of 93.7 percent for the month. The department responded to 32 IBR reportable cases in the month of June; at the conclusion of the month, 15 remained active. This resulted in a clearance rate of 53.1 percent for all IBR offenses during the month of June.

In addition to normal patrol functions, the agency participated in several events throughout the month. Some of the highlights include:

- June 4th - Torch Run for Special Olympics: Several of our officers ran the torch for Virginia Special Olympics, along with a Special Olympian and some volunteers. We ran six miles from Charwood Drive to Johnston Memorial Hospital. We were encouraged along the way by many motorists who honked their approval or gave us the "thumbs up" sign as we passed. This event raised money each year for the Virginia Special Olympics.
- June 9th - Summer Camp at Coomes Center: Officers assisted the Coomes Center staff with summer camp again this year. The officers used the Segway Transporters as a means to connect with children at camp. In addition, campers learn to operate a Segway. This is always a hit at camp.



- June 20th - Abingdon is named one of the Top 20 Safest Cities in Virginia. Safewise.com used crime data to compute the top 20 safest cities in Virginia, and we cracked the polls at number 20. The data collected was based upon property crimes and violent crimes per 1,000 residents. The link to the article can be found here:
<http://www.safewise.com/blog/safest-cities-virginia-2016/>
- June 24th - Applicant Testing was held to find the newest police officer candidate. We only had fifteen applicants appear at testing, this is down considerably from previous years. The applicants participated in a written test, an interview, a physical agility test, and a one mile run.



- June 30th - Opioid Town Hall Meeting at Southwest Virginia Higher Ed Center. Abingdon was chosen as the site of a summit between the Governors of Virginia and Tennessee, and the Director of the USDA to discuss the problem of opioid addiction. There many attendees from law enforcement, mental health, and health care.



SafeWise is proud to present this award to the city of

ABINGDON

for their efforts in **community safety** and **crime prevention**.

Abingdon was ranked the 20th safest city in Virginia due to its commitment to the safety and security of its residents.

A handwritten signature in black ink, reading "Clair Jones".

Clair Jones, Press and Strategic Partnerships



safewise

A handwritten signature in black ink, reading "John Kinnear".

John Kinnear, President of SafeWise

Mental Health Report:

The following bullets detail our mental health cases and transports, as well as their associated costs, for the month.

Emergency Custody Orders Served:

June 7	4 hours waiting in the ER (15.4 transport miles) Washington County SO Transport	Cost: \$ 81.62
June 10	6 hours waiting in the ER (15.4 transport miles) Bristol SO Transport	Cost: \$118.00
June 15	5.5 hours waiting in the ER (5.7 transport miles) Bristol SO Transport	Cost: \$103.32
June 19	2 hours waiting in the ER (7.3transport miles) Medical Release	Cost: \$ 40.58
June20	5 hours waiting in the ER (15.4 transport miles) Washington County SO Transport	Cost: \$ 99.81
June 27	6 hours waiting in the ER (15.4 transport miles) Bristol SO Transport	Cost: \$118.00

Temporary Detention Orders Served:

June 1	1 hour of transport time JMH to Ridge View - Bristol (42.82 mi.)	Cost: \$ 42.81
June 3	1.5 hours of transport time JMH to Ridge View - Bristol (42.82 mi.)	Cost: \$ 51.91
June 8	1.5 hours of transport time JMH to Ridge View - Bristol (42.82 mi.)	Cost: \$ 51.91
June 11	2 hours of transport time JMH to Clear View - Lebanon (51.66 mi.)	Cost: \$ 66.08
June 12	4.5 hours of transport time JMH to Life Center - Galax (183.4 mi.)	Cost: \$189.31
June 15	4 hours of transport time JMH to Life Center - Galax (183.4 mi.)	Cost: \$178.22
June 23	1.5 hours of transport time JMH to SWSMH - Marion (52.96 mi.)	Cost: \$ 57.74
June 28	5.5 hours of transport time JMH to St. Albans - Christiansburg (179.4 mi.)	Cost: \$203.20
June 30	1.5 hours of transport time JMH to Ridge View - Bristol (42.82 mi.)	Cost: \$ 51.91

Emergency Custody Order to Temporary Detention Order

June 14 8 hours waiting in the ER and transport
JMh to SWSMH - Marion (72.26 miles)

Cost: \$ 187.07

During the month of June the police department spent **64.5 hours** either waiting in the ER with ECO patients or in transport of TDO patients. This came at a **direct, unsubsidized, cost to the tax payers of \$1,641.49** for the month. This equates to \$102.59 per mental health event during the month of June.

In order to have a basis of how this tracks with previous months and years, I have developed the following chart:

Mental Health Transportation Expenses by Month/Year

	2016		2015		2014		2013	
Month	Hours	Cost	Hours	Cost	Hours	Cost	Hours	Cost
January	120	\$ 1,796.89	22.5	\$ 655.13	19	\$ 546.60	28	\$ 841.46
February	51	\$ 1,468.78	75.5	\$ 2,483.12	30	\$ 846.88	40	\$ 1,126.92
March	36	\$ 825.98	77.5	\$ 2,158.93	27	\$ 914.59	9	\$ 213.14
April	45.5	\$ 1,176.65	100.5	\$ 3,007.46	16.5	\$ 455.70	28	\$ 1,118.54
May	64.5	\$ 1,940.85	42	\$ 1,081.59	21	\$ 603.53	41	\$ 1,117.10
June	64.5	\$ 1,641.49	72	\$ 2,417.92	23.5	\$ 941.93	10	\$ 286.58
July			16.5	\$ 580.96	54	\$ 1,721.92	11.5	\$ 361.65
August			52	\$ 1,308.57	26	\$ 866.73	44	\$ 1,193.66
September			41.5	\$ 1,155.79	32	\$ 1,026.53	35	\$ 1,036.42
October			75.5	\$ 2,505.35	40	\$ 1,198.75	22	\$ 681.35
November			27	\$ 763.68	21.5	\$ 748.83	12	\$ 320.53
December			86	\$ 2,383.47	25.5	\$ 730.81	18	\$ 526.33
Totals	381.5	\$ 8,850.64	688.5	\$ 20,501.97	336	\$ 10,602.80	298.5	\$ 8,823.68

School Resource Officers Report - June

Disciplinary Referrals:

Abingdon High School:

- School not in session

E.B Stanley Middle School:

- School not in session

Fire Drills/ Lockdown Drills/Tornado Drill:

- School not in session

Enforcement News:

The department conducted DMV overtime enforcement during the month of June. Six (6) officers worked an additional 80.75 hours of enforcement on fourteen (14) different dates. Enforcement focused on high crash areas, as well as the work zone on Jonesboro Road. These officers conducted fifty-nine (59) traffic stops, issuing thirty-three (33) warnings and thirty-five (35) citations. Nineteen (19) of the citations were for excessive speed and sixteen (16) were for other traffic infractions. The agency expended \$2,063.71 in overtime enforcement this month. The funds expended are reimbursed by the Virginia Department of Motor Vehicles through a grant.

As always, I am eager to address any questions or concerns you may have concerning the operations of the police department.

Abingdon Police Department
Monthly Statistics
June 2016

Complaints - Non Criminal	
Abandoned Vehicles	0
Accidental Death/Non Traffic	0
Accidental Injury/Non Traffic	0
Accidental Property Damage	0
Alarms	41
Animal Calls	5
Assist Citizen	2
Assist Other Agency	8
Civil Disputes	6
Death Investigation	0
Dispute/Family	16
Dispute/Non Family	11
Dispute/Unknown Relation	1
Fire/Rescue	6
Hazardous Materials	0
Hit and Run	4
Inoperative Vehicle	0
Mental Health	0
Miscellaneous Calls	38
Missing Persons	0
Property Lost/Found	7
Suicide/Attempted	1
Suspicious Incidents/Persons	44
Traffic Complaints	69
Welfare Checks	14
Window/Door Open	1
Total Non Criminal	274

Juvenile Related	
Custody Disputes	0
Curfew Violations	0
Truancy	0
Tobacco Violations	0
Unable to Control	0
Miscellaneous	0

Traffic Charges	
Attempt to Elude	0
Drive Revoked/Suspended	4
Equipment Violation	5
Fail to Drive to Right	0
Fail to Obey Sign/Light	5
Fail to Yield	1
Follow Too Closely	3
Improper Passing	2
Inspection Violation	29
No Insurance	3
No O.L.	5
Reckless Driving	5
Reckless Driving by Speed	0
Refusal	0
Registration Violation	9
Seatbelt Violation	2
Speeding 10 - 19 Over	34
Speeding 20 or More Over	0
All Other	10
Total Traffic	117

Traffic Complaints	
Assist Motorist	1
Crash/Priv. Property	0
Crash/Street	49
Directing	0
Funeral Escorts	7
Road Hazards	0
Miscellaneous	12
Parking Complaint	0
Reckless Driving	0
Suspended OL	0

Alcohol Related	
Drinking in Public	0
DUI	2
Public Intoxication	2
Underage Possession	0
Illegal Sale	0
Other	0

Complaints - Criminal	
Alcohol Related	0
Arson	0
Assault on Family	0
Assault on Non Family	2
Auto Theft	0
Bad Check	0
Burglary of Business	0
Burglary of Residence	2
Burglary Other	0
Child Abuse/Neglect	0
Counterfeiting	1
Destruction of Property	4
Disorderly Conduct	0
Drugs	1
Embezzlement	0
Extortion/Blackmail	0
False Pretenses/Credit Card	2
Forgery	0
Forcible Rape	0
Fraud	0
Gambling	0
Harassment	0
Homicide	0
Intimidation	0
Kidnap/Abduction	0
Larceny	10
Murder/Manslaughter	0
Noise Ordinance	4
Other Offenses	0
Ordinance Violations	1
Paper Service (Arrests)	27
Peeping Tom	0
Protective Order Violations	0
Protective Orders Served	0
Prowlers	0
Pursuits	0
Robbery	0
Runaway	1
Sexual Offenses	0
Threatening	0
Town Tax Violation	0
Trespassing	1
Wire Fraud	0
Total Criminal	56

Criminal Arrests	
Abduction	0
Alcohol - All Other	0
Alcohol - Unlawful Poss.	0
Arson	0
Assault/Battery - Police	0
Assault/Battery - Non Fam.	0
Assault/Battery - Family	0
Aggravated Assault	0
Breaking and Entering	0
Child Endangerment	0
DIP	3
DUI	2
Destruction of Property	0
Drugs	0
Embezzlement	0
False Identity to Police	0
Forgery	0
Failure to have BL	0
Fraud	0
Grand Larceny	0
Homicide	0
Identity Theft	0
Larceny	0
Larceny by Check	0
Littering	0
Miscellaneous	0
Make a Display of Privates	0
Noise Violations	0
Obstruction of Justice	1
Paper Service	0
Possess Controlled Sub	0
Possess Vapor	0
Protective Order Violation	0
Resisting Arrest	0
Robbery	0
Sexual Assault	0
Sexual Offense (Non Force)	0
Shoplifting	1
Stalking	0
Threats to Bomb	0
Threats by Mail/Telephone	0
Trespassing	0
Weapons Violations	0
Total Arrests	7

Speed Violations by Location	
East Main Street	3
Cummings Street	3
West Main Street	14
Colonial Road	3
Russell Road	8
Whites Mill Road	1
Lowry Drive	1
East Valley Street	1

Average Speed Over
Posted Limit: 15.38

Parking Tickets Issued: 6

Daily Activity Log	
Event Type	Count
Alarm Activation	39
Animal Complaint	6
Area Check	606
Assist Motorist	6
Assist Other Police/Sheriff Department	28
Bank Check	240
Business Check	3,584
Civil Dispute	7
Domestic	16
Funeral Escort	7
Miscellaneous	82
Noise Complaint	5
Parking Ticket	2
Residence Check	6
School Check	61
Suspicious Incident/Person	45
Suspicious Vehicle	3
Vehicle Stop	100
Warning Citation	63
Warrant	9
Welfare Check	15
Total Events	4,930

Abingdon Police Department

Training Report

June 2016

Training Date(s)	Training Location	Number of Hours	Number Attending	Course Description/Title
June 1 - 3, 2016	Hotel Roanoke Conference Center	24	2	Violent Crimes on Campus
June 15 - 16, 2016	Southwest Law Enforcement Academy	16	3	Taser Instructor Training
	Total Training Hours	96		
	Total Officers Trained	5		

Training Provided

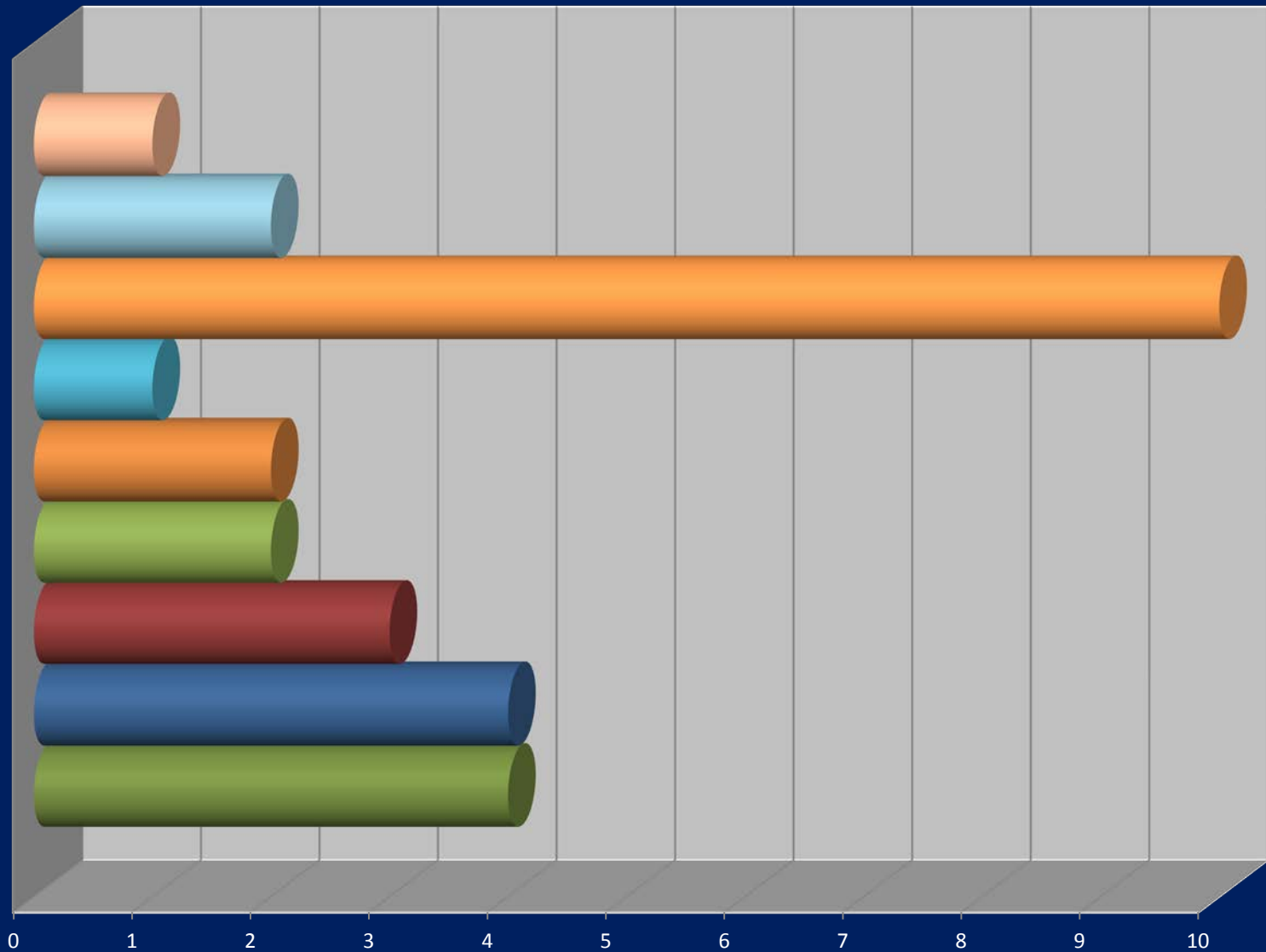
Training Date(s)	Training Location	Number of Hours	Number of Trainers	Course Description/Title

No Training Provided
During the Month of June

Monthly Arrest Synopsis

June 2016

- Simple Assault
- Shoplifting
- Paper Service
- Other Offenses
- Larceny
- Hit and Run
- DUI
- Drunk In Public
- Drug Violation




Vehicle Crashes by Location


June 2016


Location	Single Vehicle	Two Vehicles	Three Vehicles	Four Vehicles	Five Vehicles	Total Crashes
Cummings Street	1	6	1			8
Deadmore Street		1				1
East Main Street		3	2			5
East Valley Street		2				2
French Moore BLV		1				1
Fuller Street		1				1
Hillman HWY	1	1				2
Jonesboro Road		1				1
Kings Mountain Dr.		1				1
Nicholas Street	1					1
Palmer Street		1				1
Porterfield HWY	1	2				3
Russell Road			1			1
Sutton Street		1				1
Vances Mill Road		1				1
West Main Street		7	1			8
Wyndale Road		1				1
Totals	4	30	5			39


Target Enforcement Zones - No Accident - June 2016


	PD5	PD6	PD7	PD8	PD10	PD11	PD12	PD13	PD15	PD17	PD18	PD19	PD20	PD21	PD23	PD25	PD26	PD27	PD28	Totals
A Street	0	0	0	0	0	0	0	0	0	0	0	0	0	0	0	0	0	0	0	0
Baugh Ln	0	0	0	0	0	4	0	0	0	0	0	0	0	0	0	0	0	0	0	4
Bradley Street	0	0	0	0	0	0	0	0	0	0	0	0	0	0	0	0	0	0	0	0
Colonial Rd	0	0	0	0	0	0	0	0	0	1	0	0	1	0	0	0	0	0	1	3
Court St	0	0	0	0	0	0	0	0	0	0	0	0	0	0	0	0	0	0	0	0
Cummings St	0	0	0	2	0	1	1	0	1	2	1	0	0	0	0	0	0	0	1	9
Deadmore St	0	0	0	0	0	0	0	0	0	0	0	0	0	0	0	0	0	0	0	0
East Main St	0	0	0	3	0	2	1	0	9	0	0	0	0	0	0	0	0	0	1	16
East Valley St	0	0	0	0	0	0	0	0	5	1	0	0	0	0	0	0	0	0	0	6
Green Spring Rd	0	0	0	0	0	0	0	0	0	0	0	0	2	0	0	0	0	0	0	2
Hillman HWY	0	0	0	0	0	0	0	0	0	0	0	0	0	0	0	0	0	0	0	0
Lowry Drive	0	0	0	0	0	0	0	0	0	0	0	0	3	0	0	0	0	0	0	3
Nicholas St	0	0	0	0	0	0	0	0	0	0	0	0	0	0	0	1	0	0	0	1
Oakland St	0	0	0	0	0	0	0	0	0	0	0	0	0	0	0	0	0	0	0	0
Preston St	0	0	0	0	0	0	0	0	2	0	0	0	0	0	0	0	0	0	0	2
Rt. 19	0	0	0	0	0	0	0	0	0	0	0	0	0	0	0	0	0	0	0	0
Russell Rd	0	0	0	0	0	1	0	4	0	5	0	0	0	0	0	0	0	0	0	10
Stone Mill Rd	0	0	0	0	0	0	0	0	0	0	0	0	0	0	0	0	0	0	0	0
Thompson Dr	0	0	0	0	0	0	0	0	0	0	0	0	0	0	0	0	0	0	0	0
Walden Rd	0	0	0	0	0	0	0	0	0	0	0	0	0	0	0	0	0	0	0	0
West Main St	0	1	0	2	0	5	6	2	8	3	0	0	1	0	0	1	0	0	0	29
West Valley St	0	0	0	1	0	0	0	0	0	0	0	0	0	0	0	0	0	0	0	1
Whites Mill Rd	0	0	0	0	0	0	0	0	0	2	0	0	0	0	0	2	0	0	0	4
Wyndale Rd	0	0	0	0	0	0	0	0	0	0	0	0	0	0	0	0	0	0	0	0
Other Location	0	0	0	0	0	2	0	0	12	0	0	0	0	0	0	0	1	0	0	15
Totals	0	1	0	8	0	15	8	6	37	14	1	0	7	0	0	4	1	0	3	105

 Sgt. Overbay
 Officer Cordle
 Officer DeBusk
 Officer Lucy

 Sgt. Duncan
 Officer Boone
 Officer Eades
 Officer Greer

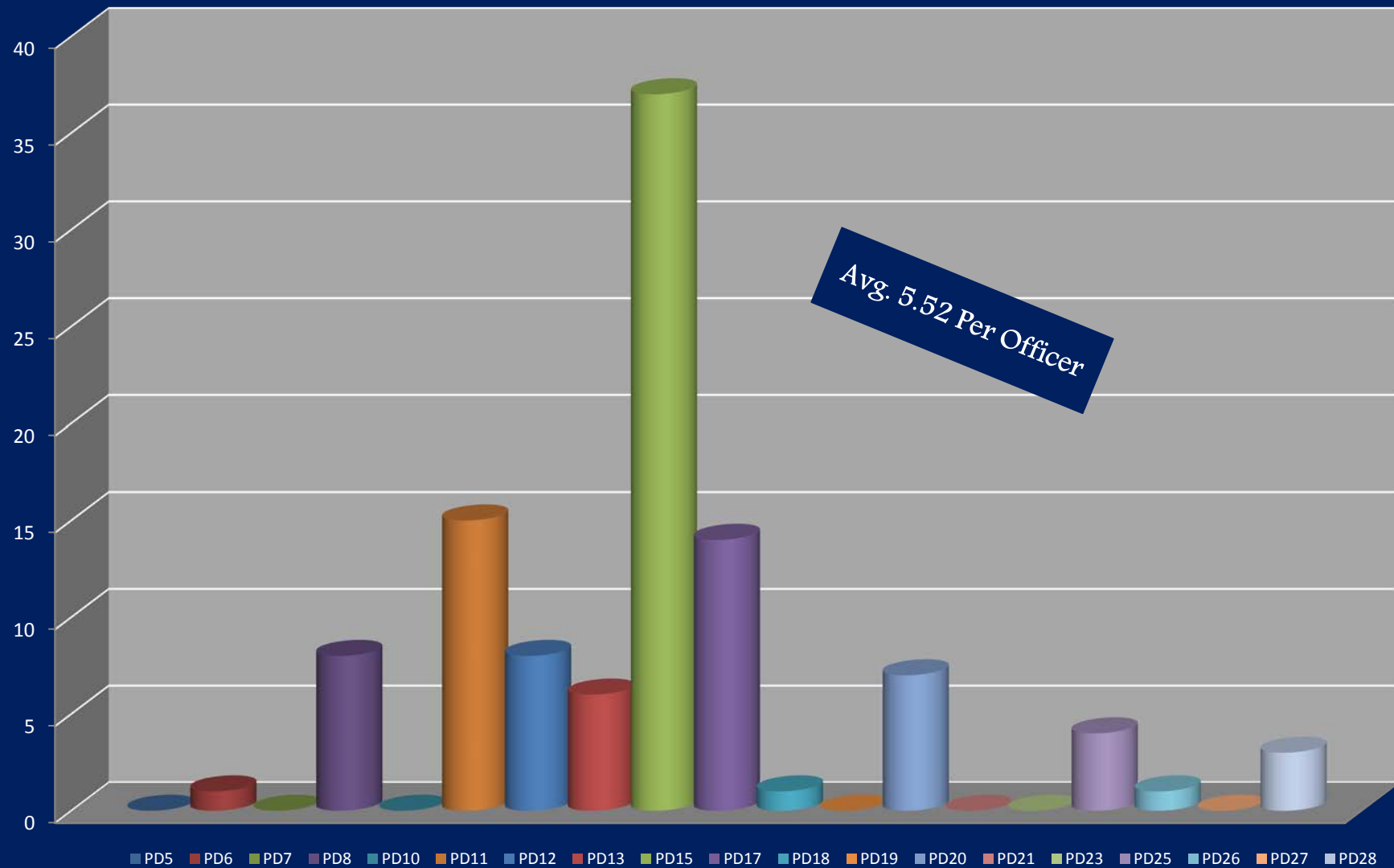
 Sgt. Finney
 Officer Brummitt
 Officer Hagy
 Officer Richardson

 Sgt. Weaver
 Officer Carty
 Officer Tate
 Officer Wilmoth

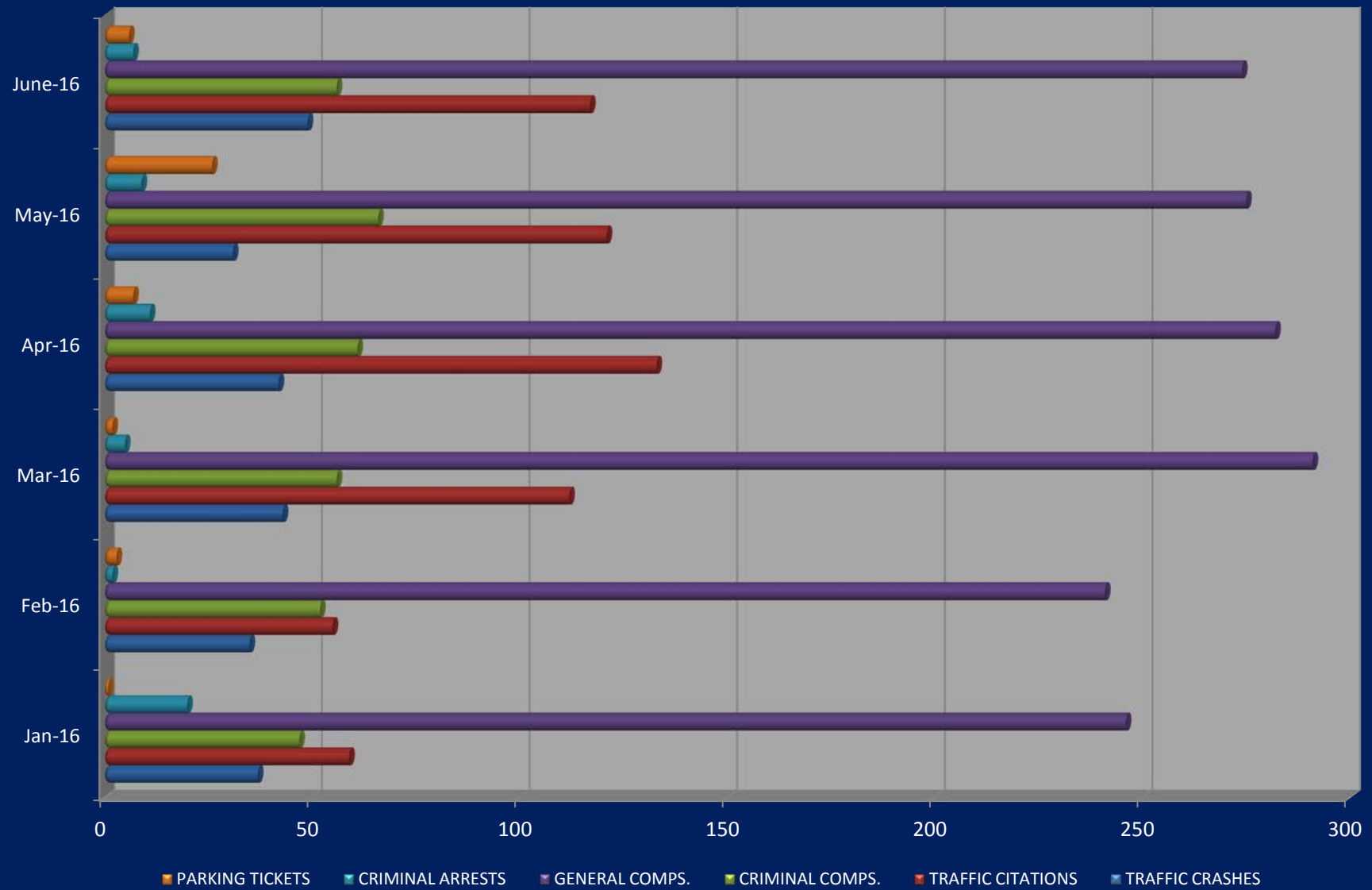
 Officer Hay
 Officer Heath
 Officer Holbrook

Citations By Officer – No Accident

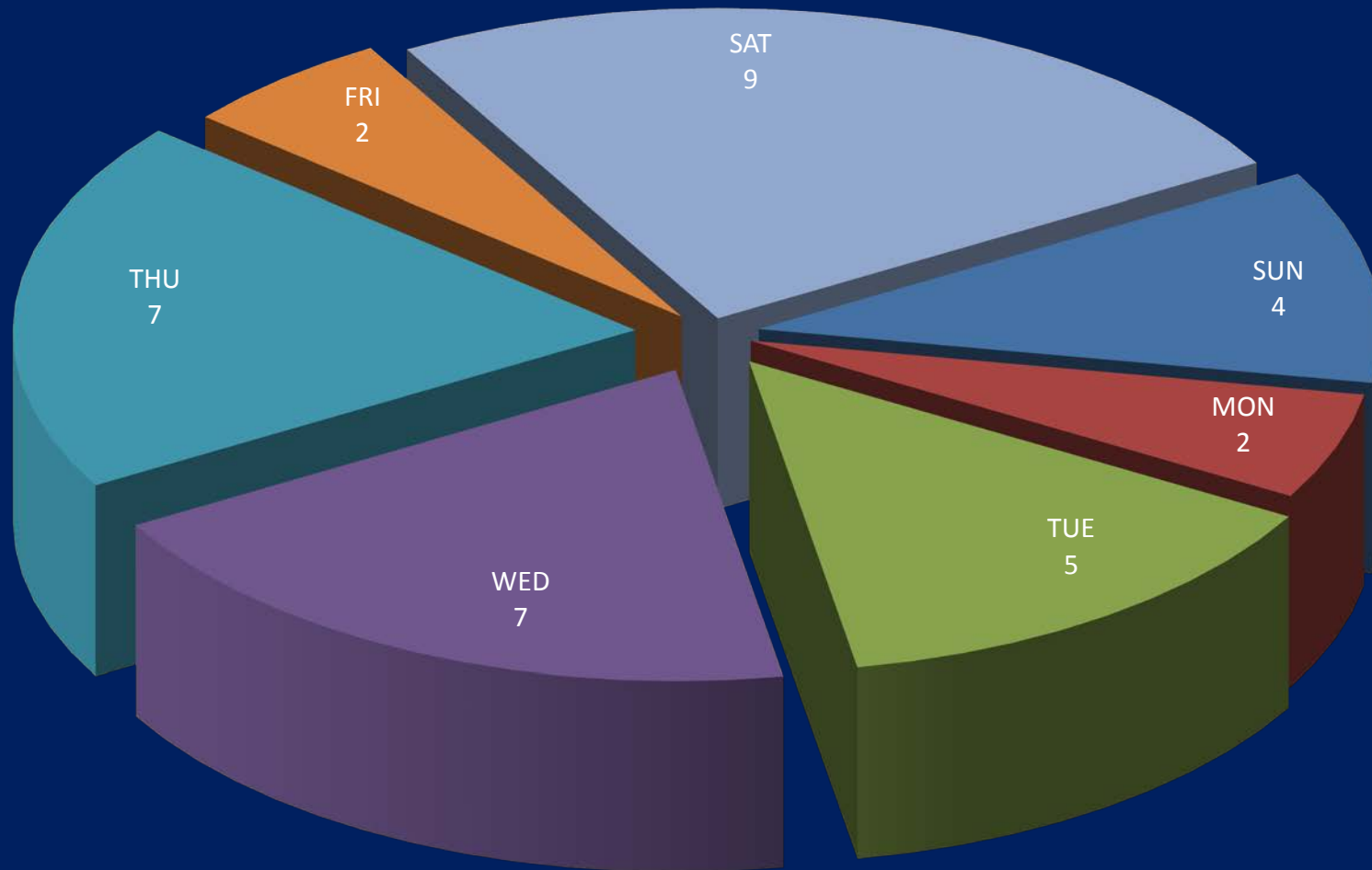
June 2016



Call Volume Monthly Comparison



Group I Offenses by Day of the Week June 2016



Group I Offenses by Time of Day June 2016

